



**POLK COUNTY COMMISSIONERS COURT**

**November 10, 2004**  
**10:00 A.M.**

Polk County Courthouse, 3rd floor  
Livingston, Texas

**2004-110**

**NOTICE** is hereby given that a Special meeting of the Polk County Commissioners Court will be held on the date stated above, at which time the following subjects will be discussed;

**CALL TO ORDER**

1. CANVASS THE NOVEMBER 2, 2004 GENERAL ELECTION.


**ADJOURN**

**Posted: November 4, 2004**

Commissioners Court of Polk County, Texas  
By: John P. Thompson, County Judge

I, the undersigned County Clerk, do hereby certify that the above Notice of Meeting of the Polk County Commissioners Court is a true and correct copy of said Notice and that I posted a true and correct copy of said Notice at a place readily accessible to the general public at all times on Thursday, November 4, 2004 and that said Notice remained so posted continuously for at least 72 hours preceding the scheduled time of said Meeting.

BARBARA MIDDLETON, COUNTY CLERK

BY:  Deputy

FILED FOR RECORD

2004 NOV -4 A 9:52



STATE OF TEXAS }

COUNTY OF POLK }

**VOL 50 PAGE 1633**

DATE: **NOVEMBER 10, 2004**

SPECIAL MEETING

Commissioner Willis-Absent

Commissioner Purvis-Absent


**COMMISSIONERS COURT  
AGENDA POSTING # 2004 - 110**

BE IT REMEMBERED ON THIS THE 10th DAY OF NOVEMBER, 2004  
THE HONORABLE COMMISSIONERS COURT MET IN "SPECIAL" CALLED  
MEETING WITH THE FOLLOWING OFFICERS AND MEMBERS PRESENT,  
TO WIT;

HONORABLE JUDGE JOHN P. THOMPSON, COUNTY JUDGE, PRESIDING.  
BOBBY SMITH - COMMISSIONER PCT #2 (VIA TELECONFERENCE CALL)  
C.T. "TOMMY" OVERSTREET COMMISSIONER PCT #4, BARBARA MIDDLETON, COUNTY  
CLERK & B.L. "BOB" DOCKENS COUNTY AUDITOR, THE FOLLOWING AGENDA ITEMS,  
ORDERS  
AND DECREES WERE DULY MADE, CONSIDERED & PASSED.

MEETING WAS CALLED TO ORDER BY JUDGE JOHN P. THOMPSON AT 10:00 A.M.

1. **OFFICIAL CANVASS OF THE NOVEMBER 2, 2004 GENERAL ELECTION:**  
MOTIONED BY TOMMY OVERSTREET, SECONDED BY BOBBY SMITH, TO APPROVE  
THE "ORDER" ESTABLISHING THE OFFICIAL CANVASS OF GENERAL ELECTION.  
THE OFFICIAL COUNT WAS **21,030 VOTES CAST OF 41,911 REGISTERED VOTERS.**  
ALL VOTING YES. (SEE ATTACHED)
2. MOTIONED BY TOMMY OVERSTREET, SECONDED BY BOBBY SMITH, TO ADJOURN  
COURT THIS 10<sup>TH</sup> DAY OF NOVEMBER AT 10:01 AM.  
ALL VOTING YES.

  
JOHN P. THOMPSON, COUNTY JUDGE

ATTEST:

  
BARBARA MIDDLETON, COUNTY CLERK

C:\Barbara M\COMMCR. 2004\NOV10.CANVASS.2004.wpd





**POLK COUNTY, TEXAS**

*Barbara Middleton*  
*County Clerk*

---

Main Office (936)327-6804  
Court Dept (936)327-6805  
Fax (936)327-6874

P.O. Drawer 2119  
Livingston, Texas 77351


---

November 10, 2004

I, Barbara Middleton, POLK County Election Official do hereby certify  
the returns as shown on the official canvass statement are true and correct  
as certified by the POLK County Commissioners Court.

*Barbara Middleton*  
Signature

*11/10/2004*  
Date





*Polk County*

**REGISTERED VOTERS AS OF NOVEMBER 2004**

*Bob Willis*

**COMMISSIONER PRECINCT 1**  
**VOTING BOX**

	<b><u>NUMBER</u></b>	<b><u>LOCATION</u></b>
2	605	SOUTH POLK CO. VOL. FIRE DEPT.
3	2,036	GOODRICH SCHOOL
4	1,745	TRINITY LUTHERAN CHURCH
5	2,827	SCENIC LOOP FIRE DEPT.
19	6,621	ESCAPEES ACTIVITY CENTER
20	<u>6,520</u>	ESCAPEES CARE CENTER
<b>Total Voters in Precinct 1</b>	<b>20,354</b>	

*Bobby Smith*

**COMMISSIONER PRECINCT 2**  
**VOTING BOX**

	<b><u>NUMBER</u></b>	<b><u>LOCATION</u></b>
6	4,714	ONALASKA SUB-COURTHOUSE
7	2,210	LIVINGSTON CITY HALL
17	<u>997</u>	BLANCHARD BAPTIST CHURCH
<b>Total Voters in Precinct 2</b>	<b>7,921</b>	

*Buddy Purvis*

**COMMISSIONER PRECINCT 3**  
**VOTING BOX**

	<b><u>NUMBER</u></b>	<b><u>LOCATION</u></b>
8	1,116	LEGGETT SCHOOL
9	859	MOSCOW BAPTIST CHURCH
10	2,537	CORRIGAN/CAMDEN HIGH SCHOOL
11	433	BARNUM BAPTIST CHURCH
12	346	INDIAN RESERVATION ADMIN BLDG
18	<u>1,000</u>	DUNBAR COMMUNITY CENTER
<b>Total Voters in Precinct 3</b>	<b>6,291</b>	

*Tommy Overstreet*

**COMMISSIONER PRECINCT 4**  
**VOTING BOX**

	<b><u>NUMBER</u></b>	<b><u>LOCATION</u></b>
1	391	SEGNO FIRE DEPARTMENT
13	372	BIG SANDY ISD ADMIN. BLDG.
14	1,125	INDIAN SPRINGS POA
15	1,113	SCHWAB CITY BAPTIST CHURCH
16	<u>4,368</u>	VFW HALL - LIVINGSTON
<b>Total Voters in Precinct 4</b>	<b>7,369</b>	

**TOTAL NUMBER OF REGISTERED VOTERS 41,935**

*Copies of Original*

**POLK COUNTY, TEXAS  
GENERAL ELECTION NOVEMBER 2, 2004**

Total 21,010  
FWAB 14  
Provisional Ballots (Accepted) 6  
Canvass Total 21,030

Total Number Voting 21030  
Precincts Reporting 20 of 20 100.00%

**STRAIGHT PARTY**

REP-REPUBLICAN PARTY 5289 25.17%  
DEM-DEMOCRATIC PARTY 3626+1 17.25% = 3627  
LIB-LIBERTARIAN PARTY 84 .39%  
Number Over Votes 0 .0%  
Number Under Votes 12031 57.16%  
-----  
Total Votes 21030

*Bush/Cheney 13,788  
Kerry/Edwards 6,964*

**Federal Write In Absentee Ballot (FW)**

PRESIDENT-VICE PRESIDENT  
REP-BUSH/CHENEY Bush/Cheney 13,786+2 65.57% Rep - BUSH/Cheney 8  
DEM-KERRY/EDWARDS Kerry/Edwards 6,960+4 33.09% Dem - Kerry/Edwards 6  
LIB-BADNARIK/CAMPAGNA 93 .44%  
Write In 27 .12% President/Vice President  
Number Over Votes 0 .0% All Early Voting  
Number Under Votes 158 .75% Pct #6(ED) Nader/Canejo  
Pct #4(ED) Nader/Canejo  
Pct #15 (ED) Peroutka/Balo  
-----  
Total Votes 21,030

**UNITED STATES REPRESENTATIVE, DST. 8**

REP-KEVIN BRADY 11485+2 54.66% = 11487  
DEM-JAMES "JIM" WRIGHT 7506+4 35.72% = 7510  
LIB-PAUL HANSEN 328 1.56%  
Number Over Votes 0 .0%  
Number Under Votes 1705 8.04%  
-----  
Total Votes 21030

**RAILROAD COMMISSIONER**

REP-VICTOR G. CARRILLO 10300+5 49.02% = 10303  
DEM-BOB SCARBOROUGH 7691+5 36.60% = 7694  
LIB-ANTHONY GARCIA 558 2.65%  
Number Over Votes 0 .0%  
Number Under Votes 2495 11.71%  
-----  
Total Votes 21030

**JUSTICE, SUPREME COURT, PLACE 3**

REP-HARRIET O'NEILL 13187+3 62.76% = 13190  
Number Over Votes 0 .0%  
Number Under Votes 7840 37.23%  
-----  
Total Votes 21030

**JUSTICE, SUPREME COURT, PLACE 5**

REP-PAUL GREEN 13013+3 61.93% = 13016  
Number Over Votes 0 .0%  
Number Under Votes 8014 38.06%  
-----  
Total Votes 21030

**JUSTICE, SUPREME COURT, PLACE 9**

REP-SCOTT BRISTER 11454+2 54.51% = 11456  
DEM-DAVID VAN OS 6845+3 32.57% = 6848  
Number Over Votes 0 .0%  
Number Under Votes 2726 12.90%  
-----  
Total Votes 21030



JUDGE, CRT OF CRIMINAL APPEALS, PLACE 2  
REP-LAWRENCE "LARRY" MEYERS  
LIB-QUANAH PARKER

12571<sup>+2</sup> 59.83% = 12,573  
2032<sup>+2</sup> 9.67% = 2,034  
0 .0%  
6403 30.49%

.....  
Total Votes 21030

JUDGE, CRT OF CRIMINAL APPEALS, PLACE 5  
REP-CHERYL JOHNSON  
LIB-TOM OXFORD

12932<sup>+2</sup> 61.55% = 12,934  
1736<sup>+2</sup> 8.26% = 1,738  
0 .0%  
6350 30.18%

.....  
Total Votes 21030

JUDGE, CRT OF CRIMINAL APPEALS, PLACE 6  
REP-NICHAEAL E. KEASLER  
DEM-J.R. MOLINA

11338<sup>+2</sup> 53.96% = 11,340  
6035<sup>+4</sup> 28.53% = 6,039  
0 .0%  
2057 13.50%

.....  
Total Votes 21030

MEMBER, STATE BOARD OF EDUCATION, DST. 8  
REP-BARBARA CARGILL

12787<sup>+8</sup> 60.86% = 12,790  
0 .0%  
8240 39.13%

.....  
Total Votes 21030

STATE REPRESENTATIVE, DISTRICT 18  
REP-JOHN OTTO  
DEM-DAN ELLIS

10537<sup>+2</sup> 50.15% = 10,539  
9102<sup>+4</sup> 43.32% = 9,106  
0 .0%  
1385 6.52%

.....  
Total Votes 21030

JUSTICE, 9TH COURT OF APPEALS DST.PL.2  
REP-CHARLES KREGER

13031<sup>+3</sup> 62.02% = 13,034  
0 .0%  
7990 37.97%

.....  
Total Votes 21030

DIST. JUDGE, 411TH JUDICIAL DISTRICT  
DEM-ROBERT H. TRAPP

11303<sup>+5</sup> 53.79% = 11,308  
0 .0%  
9702 46.20%

.....  
Total Votes 21030

TAX ASSESSOR-COLLECTOR  
DEM-MARION A "BID" SMITH  
LIB-TINA ANN CARTER

13496<sup>+5</sup> 64.23% = 13,501  
1759<sup>+1</sup> 8.37% = 1,760  
0 .0%  
5755 27.39%

.....  
Total Votes 21030

Total Votes

21030

SHERIFF

REP-KENNETH HAMMACK	12447 <sup>3</sup>	59.24% = 12450
DEM-BILLY RAY NELSON	7187 <sup>3</sup>	34.19% = 7181
Number Over Votes	0	.0%
Number Under Votes	1399	6.55%
.....		
Total Votes	21030	

COUNTY COMMISSIONER, PRECINCT NO. 1

REP-BOB WILLIS	6714	64.53%
Number Over Votes	0	.0%
Number Under Votes	3690	35.46%
.....		
Total Votes	10404	

COUNTY COMMISSIONER, PRECINCT NO. 3

DEM-JAMES J "BUDDY" PURVIS	2045 <sup>4</sup>	69.32% = 2049
Number Over Votes	0	.0%
Number Under Votes	901	30.67%
.....		
Total Votes	2950	

CONSTABLE, PRECINCT NO. 1

REP-CHARLIE CLACK	5862	56.34%
DEM-LARRY D WILSON	3000	28.83%
Number Over Votes	0	.0%
Number Under Votes	1542	14.82%
.....		
Total Votes	10404	

CONSTABLE, PRECINCT NO. 2

DEM-WILLIAM R CUNNINGHAM	2242 <sup>1</sup>	57.19% = 2243
Number Over Votes	0	.0%
Number Under Votes	1677	42.80%
.....		
Total Votes	3920 <sup>1</sup>	

CONSTABLE, PRECINCT NO. 3

DEM-ANTHONY "RAY" MYERS	2104 <sup>4</sup>	71.32% = 2108
Number Over Votes	0	.0%
Number Under Votes	840	28.67%
.....		
Total Votes	2950	

CONSTABLE, PRECINCT NO. 4

DEM-EDGAR "MARVIN" TAYLOR	2297	61.48%
Number Over Votes	0	.0%
Number Under Votes	1439	38.51%
.....		
Total Votes	3736	

TOTAL BALLOTS CAST

21010  
+ 14  
+ 6  

---

21,030

TOTAL TYPE 1 BALLOTS

Total Number Voting 21,030 (51%)

Registered Voters ~~41,935~~

11/9/2001 41,935

GENERAL ELECTION NOVEMBER 2, 2004

BOX	1	2	3	4	5	6	7	8	9	10	11	12	13	14	15	16	17	18	19	20	FWAB	TOTAL
-----	---	---	---	---	---	---	---	---	---	----	----	----	----	----	----	----	----	----	----	----	------	-------

STRAIGHT PARTY																						
REPUBLICAN	ev	22	25	97	120	191	443	123	38	23	129	27	1	6	35	52	299	47	34	1129	1164	4005
	ed	20	51	95	60	143	185	71	41	39	75	14	4	26	71	44	168	53	16	62	46	1284
	ll	42	76	192	180	334	628	194	79	62	204	41	5	32	106	96	467	100	50	1191	1210	5289
DEMOCRATIC	ev	8	17	73	83	92	284	93	40	28	195	11	3	7	22	44	150	38	95	430	454	2167
	ed	20	39	132	54	134	144	68	93	64	136	52	47	10	76	37	134	55	127	14	24	1460
	ll	28	56	205	137	226	428	161	133	92	331	63	50	17	98	81	284	93	222	444	478	3627
LIBERTARIAN	ev	0	0	0	3	0	8	2	1	2	3	0	0	0	0	1	5	0	2	6	6	39
	ed	1	2	3	2	1	3	5	3	1	8	0	0	0	5	1	8	0	2	0	0	45
	ll	1	2	3	5	1	11	7	4	3	11	0	0	0	5	2	13	0	4	6	6	84

PRESIDENTIAL NOMINEE

BUSH/CHENEY	R	ev	47	56	273	381	510	1034	437	113	104	413	59	3	25	109	162	988	163	81	2192	2178	8	9336
		ed	75	141	329	235	472	505	299	176	145	286	74	36	125	240	179	669	162	48	128	128	0	4452
		ll	122	197	602	616	982	1539	736	289	249	699	133	39	150	349	341	1657	325	129	2320	2306	8	13788
KERRY/EDWARDS	D	ev	23	23	125	182	169	506	177	66	44	287	19	6	10	44	72	313	64	120	970	1010	6	4236
		ed	41	70	242	93	275	298	123	152	98	204	75	116	39	156	81	276	94	182	52	61	0	2728
		ll	64	93	367	275	444	804	300	218	142	491	94	122	49	200	153	589	158	302	1022	1071	6	6964
BADNARIK/CAMMPAGNAL		ev	1	0	0	1	2	7	4	3	0	2	0	0	1	2	6	1	1	1	16	8	55	
		ed	0	0	4	1	4	2	5	7	0	0	1	0	0	3	3	5	1	0	2	0	38	
		ll	1	0	4	2	6	9	9	10	0	2	1	0	4	5	11	2	2	1	18	8	93	
NADER/CAMEJO	WI	ev				0	0	0															6	
		ed				1	1	2															3	
		ll				1	2	2															9	
PEROUTKA/BALDWIN	WI	ev																					0	
		ed																					2	
		ll																					2	

U.S. REPRESENTATIVE DIST #8

KEVIN BRADY	R	ev	41	50	221	309	431	895	355	84	84	312	48	6	19	85	124	813	142	70	1907	1885	7881
		ed	51	121	266	186	405	426	237	121	88	219	58	71	99	185	148	532	126	34	120	113	3606
		ll	92	171	487	495	836	1321	592	205	172	531	106	77	118	270	272	1345	268	104	2027	1998	11487
JAMES JIM WRIGHT	D	ev	21	27	153	225	206	572	210	86	54	337	24	3	11	57	93	398	74	127	879	906	4463
		ed	52	77	265	114	293	331	155	171	130	240	86	73	49	173	97	338	120	176	47	60	3047
		ll	73	104	418	339	499	903	365	257	184	577	110	76	60	230	190	736	194	303	926	966	7510

GENERAL ELECTION NOVEMBER 2, 2004

BOX #	1	2	3	4	5	6	7	8	9	10	11	12	13	14	15	16	17	18	19	20	TOTAL
-------	---	---	---	---	---	---	---	---	---	----	----	----	----	----	----	----	----	----	----	----	-------

U.S. REPRESENTATIVE DIST #8 (CONTD)

PAUL HANSEN	L	ev	4	0	7	7	13	25	3	2	1	7	2	0	3	0	6	19	5	0	42	37
		ed	1	5	9	5	8	20	7	10	4	8	1	1	4	13	12	24	2	1	7	3
		ll	5	5	16	12	21	45	10	12	5	15	3	1	7	13	18	43	7	1	49	40

RAILROAD COMMISSIONER

VICTOR CARRILLO	R	ev	38	44	206	284	413	835	331	82	70	282	48	3	16	82	121	729	119	58	1734	1728
		ed	43	104	232	163	350	389	209	102	79	190	53	21	80	151	122	436	113	28	112	103
		ll	81	148	438	447	763	1224	540	184	149	472	101	24	96	233	243	1165	232	86	1846	1831
BOB SCARBOROUGH	D	ev	24	33	160	228	205	585	212	83	63	340	21	6	14	56	91	437	86	133	772	837
		ed	61	88	279	124	321	342	168	180	131	249	88	109	63	193	114	390	127	177	46	58
		ll	85	121	439	352	526	927	380	263	194	589	109	115	77	249	205	827	213	310	818	895
ANTHONY GARCIA	L	ev	3	0	8	14	14	46	12	3	4	15	5	0	2	2	9	27	10	3	79	49
		ed	3	8	14	9	22	33	10	17	10	18	1	9	4	24	14	37	1	6	7	6
		ll	6	8	22	23	36	79	22	20	14	33	6	9	6	26	23	64	11	9	86	55

JUSTICE SUPREME COURT PLACE #3

HARRIET O'NEILL	R	ev	49	51	257	357	483	1051	404	104	93	355	58	5	22	101	150	888	162	77	2024	2058
		ed	71	141	331	214	479	525	287	176	121	280	69	77	108	247	174	637	167	71	137	129
		ll	120	192	588	571	962	1576	691	280	214	635	127	82	130	348	324	1525	329	148	2161	2187

JUSTICE SUPREME COURT PLACE #5

PAUL GREEN	R	ev	45	51	247	351	467	1043	396	103	93	350	57	5	22	100	148	872	159	73	2014	2042
		ed	68	141	323	214	466	519	286	172	121	273	70	75	106	242	178	633	163	69	134	125
		ll	113	192	570	565	933	1562	682	275	214	623	127	80	128	342	326	1505	322	142	2148	2167

JUSTICE SUPREME COURT PLACE #9

SCOTT BRISTER	R	ev	42	49	228	327	449	908	361	84	85	312	52	4	19	90	129	824	146	67	1857	1828
		ed	51	119	261	187	401	431	247	125	102	224	64	26	89	185	150	528	132	44	119	110
		ll	93	168	489	514	850	1339	608	209	187	536	116	30	108	275	279	1352	278	111	1976	1938
DAVID VAN OS	D	ev	20	25	140	187	170	539	175	76	48	304	21	5	13	52	83	340	67	118	760	807
		ed	51	77	250	106	275	312	131	160	115	224	76	111	51	174	92	320	108	163	46	56
		ll	71	102	390	293	445	851	306	236	163	528	97	116	64	226	175	660	175	281	806	863

JUDGE COURT OF CRIMINAL APPEALS PLACE #2

LAWRENCE MEYERS	R	ev	44	54	251	357	471	996	386	98	92	360	56	6	19	100	144	877	151	72	1961	1952
		ed	68	135	308	215	435	489	276	151	119	272	69	45	109	226	173	587	152	52	123	122
		ll	112	189	559	572	906	1485	662	249	211	632	125	51	128	326	317	1464	303	124	2084	2074
QUANAH PARKER	L	ev	10	3	37	54	55	161	52	21	11	62	5	1	6	15	29	109	30	19	197	211
		ed	6	23	71	24	98	108	40	58	29	58	20	50	17	61	36	133	34	40	24	16
		ll	16	26	108	78	153	269	92	79	40	120	25	51	23	76	65	242	64	59	221	227

GENERAL ELECTION NOVEMBER 2, 2004

BOX #	1	2	3	4	5	6	7	8	9	10	11	12	13	14	15	16	17	18	19	20	TOTAL
-------	---	---	---	---	---	---	---	---	---	----	----	----	----	----	----	----	----	----	----	----	-------

JUDGE COURT OF CRIMINAL APPEALS PLACE #5

CHERYL JOHNSON R	ev	45	54	260	357	484	1043	397	102	97	376	57	5	23	105	148	899	162	78	1972	1981	8645
	ed	67	138	323	217	461	504	281	167	126	266	76	69	110	229	168	630	158	55	128	116	4289
	tl	112	192	583	574	945	1547	678	269	223	642	133	74	133	334	316	1529	320	133	2100	2097	12934
TOM OXFORD L	ev	10	5	25	48	43	126	46	17	5	45	4	1	2	9	25	100	16	15	195	182	919
	ed	10	22	67	22	79	94	34	46	25	60	13	28	17	58	38	97	29	38	22	20	819
	tl	20	27	92	70	122	220	80	63	30	105	17	29	19	67	63	197	45	53	217	202	1738

JUDGE COURT OF CRIMINAL APPEALS PLACE #6

MICHAEL E KEASLER R	ev	42	51	230	321	447	913	348	85	82	306	52	3	20	87	129	811	145	70	1834	1825	7801
	ed	54	119	257	181	396	446	234	134	95	218	58	19	87	177	151	519	131	34	121	108	3539
	tl	96	170	487	502	843	1359	582	219	177	524	110	22	107	264	280	1330	276	104	1955	1933	11340
J R MOLINA D	ev	21	23	134	196	173	530	183	75	50	307	20	6	12	52	80	331	68	120	751	778	3910
	ed	48	77	244	109	283	297	141	152	120	231	82	120	51	175	93	326	108	174	44	54	2929
	tl	69	100	378	305	456	827	324	227	170	538	102	126	63	227	173	326	176	294	795	832	6839

MEMBER STATE BOARD OF EDUCATION DIST #8

BARBARA CARGILL R	ev	50	50	244	350	466	1009	388	97	89	351	55	5	21	95	144	865	156	78	2003	2022	8538
	ed	67	137	312	210	458	507	276	169	117	263	62	72	103	233	172	614	163	63	133	121	4252
	tl	117	187	556	560	924	1516	664	266	206	614	117	77	124	328	316	1479	319	141	2136	2143	12790

STATE REPRESENTATIVE DIST #18

JOHN OTTO R	ev	45	44	197	268	391	848	296	70	70	257	42	3	17	89	121	735	118	57	1873	1825	7366
	ed	46	112	239	162	336	410	197	119	74	161	42	47	92	175	131	465	115	35	109	106	3173
	tl	91	156	436	430	727	1258	493	189	144	418	42	50	109	264	252	1200	233	92	1982	1931	10539
DAN ELLIS D	ev	24	35	197	292	275	684	295	104	76	413	35	6	17	64	106	555	106	142	857	936	5219
	ed	67	96	323	164	397	386	220	201	165	318	107	101	67	212	131	472	137	190	65	68	3887
	tl	91	131	520	456	672	1070	515	305	241	731	142	107	84	276	237	1027	243	332	922	1004	9106

JUSTICE 9TH COURT OF APPEALS DISTRICT PLACE #2

CHARLES KREGER R	ev	46	50	251	357	477	1045	402	100	92	354	59	5	22	103	146	895	160	80	1998	2020	8662
	ed	69	143	329	219	473	516	280	174	121	275	68	74	102	239	171	631	164	66	132	126	4372
	tl	115	193	580	576	950	1561	662	274	213	629	127	79	124	342	317	1526	324	146	2130	2146	13034

DISTRICT JUDGE 411TH JUDICIAL DISTRICT

ROBERT H TRAPP	ev	34	38	223	347	367	861	362	112	102	431	40	5	25	88	153	754	125	145	1205	1230	6647
	ed	78	133	370	203	461	487	267	230	162	351	109	126	95	254	172	623	177	188	85	90	4661
	tl	112	171	593	550	828	1348	629	342	264	782	149	131	120	342	325	1377	302	333	1290	1230	11308

GENERAL ELECTION NOVEMBER 2, 2004

TAX ASSESSOR-COLLECTOR

	1	2	3	4	5	6	7	8	9	10	11	12	13	14	15	16	17	18	19	20	TOTAL	
MARION A "BID" SMITH D	ev	40	50	273	412	428	944	428	126	111	501	44	5	32	107	170	923	152	158	1703	1698	8305
	ed	84	140	419	245	514	547	322	248	191	370	119	133	106	289	194	699	174	196	100	106	5196
	tl	124	190	692	657	942	1491	750	374	302	871	163	138	138	396	364	1622	326	354	1803	1804	13501
TINA ANN CARTER L	ev	7	5	39	40	65	168	46	18	14	44	5	0	2	10	21	112	23	11	182	186	998
	ed	15	19	56	29	88	106	34	28	24	49	14	13	23	37	37	101	34	16	22	17	762
	tl	22	24	95	69	153	274	80	46	38	93	19	13	25	47	58	213	57	27	204	203	1760

COMMISSIONER PCT #1

BOB WILLIS R	ev	54	271	355	488																	2030	2035	5233	
	ed	151	357	216	485																		145	127	1481
	tl	0	205	628	571	973	0	0	0	0	0	0	0	0	0	0	0	0	0	0	0	2175	2162	6714	

COMMISSIONER PCT #3

JAMES "BUDDY" PURVIS D	ev								111	99	469	39	4										145		867
	ed								220	167	362	112	136										185		1182
	tl	0	0	0	0	0	0	0	331	266	831	151	140	0	0	0	0	0	0	0	0	330	0	0	2049

SHERIFF

KENNETH HAMMACK R	ev	50	47	239	335	430	1042	385	92	91	402	56	6	21	99	136	894	128	77	1896	1892				8318
	ed	73	124	288	184	418	531	256	162	133	263	58	90	121	259	148	558	146	84	121	115				4132
	tl	123	171	527	519	848	1573	641	254	224	665	114	96	142	358	284	1452	274	161	2017	2007				12450
BILLY RAY NELSON D	ev	19	31	161	228	242	505	209	89	57	287	21	2	14	57	92	415	100	124	738	773				4164
	ed	46	82	282	147	315	277	167	165	110	223	91	60	44	139	118	394	111	145	49	59				3024
	tl	65	113	443	375	557	782	376	254	167	510	112	62	58	196	210	809	211	269	787	832				7188

CONSTABLE PCT #1

CHARLIE CLACK R	ev	51	241	331	449																		1768	1777	4617
	ed	115	276	196	424																		125	109	1245
	tl	0	166	517	527	873	0	0	0	0	0	0	0	0	0	0	0	0	0	0	0	1893	1886	5862	
LARRY D WILSON D	ev	25	140	205	197																		772	816	2155
	ed	87	263	118	285																		39	53	845
	tl	0	112	403	323	482	0	0	0	0	0	0	0	0	0	0	0	0	0	0	0	811	869	3000	

CONSTABLE PCT #2


WILLIAM CUNNINGHAM D	ev																						874	339	1325
	ed																						486	266	918
	tl	0	0	0	0	0	1360	605	0	0	0	0	0	0	0	0	0	0	0	0	0	278	0	0	2243

GENERAL ELECTION NOVEMBER 2, 2004

BOX #		1	2	3	4	5	6	7	8	9	10	11	12	13	14	15	16	17	18	19	20	TOTAL
<b>CONSTABLE PCT #3</b>																						
RAY MYERS	D	ev							110	112	484	37	4									893
		ed							222	189	376	115	128									1215
		tl	0	0	0	0	0	0	332	301	860	152	132	0	0	0	0	0	331	0	0	2108
<b>CONSTABLE PCT #4</b>																						
MARVIN TAYLOR	D	ev	29											29	90	156	756					1060
		ed	74											100	260	175	628					1237
		tl	103	0	0	0	0	0	0	0	0	0	0	129	350	331	1384	0	0	0	0	2297







POLK COUNTY, TEXAS

"ORDER"  
CANVASS OF GENERAL ELECTION

STATE OF TEXAS}  
COUNTY OF POLK}

WE, THE UNDERSIGNED MEMBERS OF COMMISSIONERS COURT DO HEREBY CERTIFY THE ORDER CANVASSING THE RETURNS AND DECLARING THE RESULTS OF A GENERAL ELECTION HELD ON NOVEMBER 2, 2004 TO BE TRUE AND CORRECT.

WITNESS OUR HANDS THIS 10<sup>th</sup> DAY OF NOVEMBER 2004.

COUNTY JUDGE

*John P. Thompson*  
John P. Thompson

COMMISSIONERS:

PRECINCT #1 ABSENT  
Robert C. "Bob" Willis

PRECINCT #2 *Bobby Smith*  
Bobby Smith


PRECINCT #3 ABSENT  
James J. "Buddy" Purvis

PRECINCT #4 *Tommy Overstreet*  
C.T. "TOMMY" OVERSTREET

ATTEST:

*Barbara Middleton*

Barbara Middleton, County Clerk





Total 21,010  
 FWAB 14  
 Provisional Ballots  
 (Accepted) 6  
 Canvass Total 21,030

POLK COUNTY, TEXAS  
 GENERAL ELECTION NOVEMBER 2, 2004

Total Number Voting 21010  
 Precincts Reporting 20 of 20 100.00%

STRAIGHT PARTY

REP-REPUBLICAN PARTY 5289 25.17%  
 DEM-DEMOCRATIC PARTY 3626 17.25%  
 LIB-LIBERTARIAN PARTY 84 .39%  
 Number Over Votes 0 .0%  
 Number Under Votes 12011 57.16%  
 -----  
 Total Votes 21010

*Bush/Cheney 13,788  
 Kerry/Edwards 6,964*

Federal Write In Absentee Ballot (FWAB)

PRESIDENT-VICE PRESIDENT	<b>Total</b>			
REP-BUSH/CHENEY	<b>Bush/Cheney</b>	<b>13,788</b>	55.57%	<b>Rep - BUSH/Cheney</b> 8
DEM-KERRY/EDWARDS	<b>Kerry/Edwards</b>	<b>6,964</b>	33.09%	<b>Dem - Kerry/Edwards</b> 6
LIB-BADNARIK/CAMPAGNA		93	.44%	
Write In		27	.12%	<b>President/Vice President</b>
Number Over Votes		0	.0%	<b>All Early Voting</b>
Number Under Votes		158	.75%	<b>Pct #6(ED)</b>
-----				<b>Pct#4(ED)</b>
Total Votes		<i>21,030</i>		<b>Pct#15 (ED)</b>

**Declared Write In**  
 Nader/Camejo - 6  
 Nader/Camejo - 2  
 Nader/Camejo -1  
 Peroutka/Baldwin - 2

UNITED STATES REPRESENTATIVE, DST. 8

REP-KEVIN BRADY 11485 54.66%  
 DEM-JAMES "JIM" WRIGHT 7506 35.72%  
 LIB-PAUL HANSEN 328 1.56%  
 Number Over Votes 0 .0%  
 Number Under Votes 1691 8.04%  
 -----  
 Total Votes 21010

RAILROAD COMMISSIONER

REP-VICTOR G. CARRILLO 10300 49.02%  
 DEM-BOB SCARBOROUGH 7691 36.60%  
 LIB-ANTHONY GARCIA 558 2.65%  
 Number Over Votes 0 .0%  
 Number Under Votes 2461 11.71%  
 -----  
 Total Votes 21010

JUSTICE, SUPREME COURT, PLACE 3

REP-HARRIET D'NEILL 13187 62.76%  
 Number Over Votes 0 .0%  
 Number Under Votes 7823 37.23%  
 -----  
 Total Votes 21010

JUSTICE, SUPREME COURT, PLACE 5

REP-PAUL GREEN 13013 61.93%  
 Number Over Votes 0 .0%  
 Number Under Votes 7997 38.06%  
 -----  
 Total Votes 21010

JUSTICE, SUPREME COURT, PLACE 9

REP-SCOTT BRISTER 11454 54.51%  
 DEM-DAVID VAN OS 6845 32.57%  
 Number Over Votes 0 .0%  
 Number Under Votes 2711 12.90%  
 -----  
 Total Votes 21010

.....  
Total Votes 21010

**VOL 50 PAGE 1650**

JUDGE, CRT OF CRIMINAL APPEALS, PLACE 2  
REP-LAWRENCE "LARRY" MEYERS 12571 59.83%  
LIB-QUANAH PARKER 2032 9.67%  
Number Over Votes 0 .0%  
Number Under Votes 6407 30.49%  
.....  
Total Votes 21010

JUDGE, CRT OF CRIMINAL APPEALS, PLACE 5  
REP-CHERYL JOHNSON 12932 61.55%  
LIB-TOM OXFORD 1736 8.26%  
Number Over Votes 0 .0%  
Number Under Votes 6342 30.18%  
.....  
Total Votes 21010

JUDGE, CRT OF CRIMINAL APPEALS, PLACE 6  
REP-MICHAEL E. KEASLER 11338 53.96%  
DEM-J.R. MOLINA 6835 32.53%  
Number Over Votes 0 .0%  
Number Under Votes 2837 13.50%  
.....  
Total Votes 21010

MEMBER, STATE BOARD OF EDUCATION, DST. 8  
REP-BARBARA CARGILL 12787 60.86%  
Number Over Votes 0 .0%  
Number Under Votes 8223 39.13%  
.....  
Total Votes 21010

STATE REPRESENTATIVE, DISTRICT 18  
REP-JOHN OTTO 10537 50.15%  
DEM-DAN ELLIS 9102 43.32%  
Number Over Votes 0 .0%  
Number Under Votes 1371 6.52%  
.....  
Total Votes 21010

JUSTICE, 9TH COURT OF APPEALS DST.PL.2  
REP-CHARLES KREGER 13031 62.02%  
Number Over Votes 0 .0%  
Number Under Votes 7979 37.97%  
.....  
Total Votes 21010

DIST. JUDGE, 411TH JUDICIAL DISTRICT  
DEM-ROBERT H. TRAPP 11303 53.79%  
Number Over Votes 0 .0%  
Number Under Votes 9707 46.20%  
.....  
Total Votes 21010

TAX ASSESSOR-COLLECTOR  
DEM-MARION A "BID" SMITH 13496 64.23%  
LIB-TINA ANN CARTER 1759 8.37%  
Number Over Votes 0 .0%  
Number Under Votes 5755 27.39%  
.....  
Total Votes 21010

SHERIFF

REP-KENNETH HAMMACK	12447	59.24%
DEM-BILLY RAY NELSON	7185	34.19%
Number Over Votes	0	.0%
Number Under Votes	1378	6.55%
.....		
Total Votes	21010	

COUNTY COMMISSIONER, PRECINCT NO.1

REP-BOB WILLIS	6714	64.53%
Number Over Votes	0	.0%
Number Under Votes	3690	35.46%
.....		
Total Votes	10404	

COUNTY COMMISSIONER, PRECINCT NO.3

DEM-JAMES J "BUDDY" PURVIS	2045	69.32%
Number Over Votes	0	.0%
Number Under Votes	905	30.67%
.....		
Total Votes	2950	

CONSTABLE, PRECINCT NO.1

REP-CHARLIE CLACK	5862	56.34%
DEM-LARRY D WILSON	3000	28.83%
Number Over Votes	0	.0%
Number Under Votes	1542	14.82%
.....		
Total Votes	10404	

CONSTABLE, PRECINCT NO.2

DEM-WILLIAM R CUNNINGHAM	2242	57.19%
Number Over Votes	0	.0%
Number Under Votes	1678	42.80%
.....		
Total Votes	3920	

CONSTABLE, PRECINCT NO.3

DEM-ANTHONY "RAY" MYERS	2104	71.32%
Number Over Votes	0	.0%
Number Under Votes	846	28.67%
.....		
Total Votes	2950	

CONSTABLE, PRECINCT NO.4

DEM-EDGAR "MARVIN" TAYLOR	2297	61.48%
Number Over Votes	0	.0%
Number Under Votes	1439	38.51%
.....		
Total Votes	3736	

TOTAL BALLOTS CAST

TOTAL TYPE 1 BALLOTS

21010  
+ 14  
+ 6  

---

21,030

Total Number of Ballots: ~~21,010~~ (51%)

Registered Voters 41,911

The Secretary of State of Texas  
Geoffrey S. Connor  
Races with Candidates Report  
2004 General Election  
November 2, 2004

**Race Name**

President/Vice-President ( M )

Andrew J. Falk/ Marijohn Peterman	W-I
David Keith Cobb/ Patricia LaMarche	W-I
Deborah Elaine Allen/ Joesph H. Senegals	W-I
Michael Anthony Peroutka/ Chuck Baldwin	W-I
John Joseph Kennedy/ Daniel R. Rezac	W-I
Ralph Nader/ Peter Miguel Camejo	W-I
Walt Brown/ Mary Alice Herbert	W-I

U S Representative District 10 ( M )

Lorenzo Sadun	W-I
---------------	-----

State Senator, District 6 ( S )

Susan Delgado	W-I
---------------	-----

State Representative District 52 ( S )

Karen Felthouser	W-I
------------------	-----

**Total Races = 4**

POLK COUNTY, TEXAS  
GENERAL ELECTION NOVEMBER 2, 2004

Total Number Voting 13720  
Precincts Reporting 0 of 20 . 0%

## STRAIGHT PARTY

REP-REPUBLICAN PARTY 4005 64.48%  
DEM-DEMOCRATIC PARTY 2167 34.88%  
LIB-LIBERTARIAN PARTY 39 .62%

## PRESIDENT-VICE PRESIDENT

REP-BUSH/CHENEY 9328 68.44%  
DEM-KERRY/EDWARDS 4230 31.03%  
LIB-BADNARIK/CAMPAGNA 55 .40%  
Write In **Early Voting - Declared Write In** 15 .10%  
**Nader/Camejo - 6**

## UNITED STATES REPRESENTATIVE, DST. 8

REP-KEVIN BRADY 7881 62.91%  
DEM-JAMES "JIM" WRIGHT 4463 35.62%  
LIB-PAUL HANSEN 183 1.46%

## RAILROAD COMMISSIONER

REP-VICTOR G. CARRILLO 7223 60.62%  
DEM-BOB SCARBOROUGH 4386 36.81%  
LIB-ANTHONY GARCIA 305 2.56%

## JUSTICE, SUPREME COURT, PLACE 3

REP-HARRIET O'NEILL 8749 100.00%

## JUSTICE, SUPREME COURT, PLACE 5

REP-PAUL GREEN 8638 100.00%

## JUSTICE, SUPREME COURT, PLACE 9

REP-SCOTT BRISTER 7861 66.55%  
DEM-DAVID VAN OS 3950 33.44%

## JUDGE, CRT OF CRIMINAL APPEALS, PLACE 2

REP-LAWRENCE "LARRY" MEYERS 8447 88.58%  
LIB-QUANAH PARKER 1088 11.41%

## JUDGE, CRT OF CRIMINAL APPEALS, PLACE 5

REP-CHERYL JOHNSON 8645 90.39%  
LIB-TOM OXFORD 919 9.60%

## JUDGE, CRT OF CRIMINAL APPEALS, PLACE 6

REP-MICHAEL E. KEASLER 7801 66.61%  
DEM-J.R. MOLINA 3910 33.38%

## MEMBER, STATE BOARD OF EDUCATION, DST. 8

REP-BARBARA CARBILL 8538 100.00%

---

STATE REPRESENTATIVE, DISTRICT 1A

STATE REPRESENTATIVE, DISTRICT 18		
REP-JOHN OTTO	7366	58.52%
DEM-DAN ELLIS	5219	41.47%
JUSTICE, 9TH COURT OF APPEALS DST.PL.2		
REP-CHARLES KREGER	8662	100.00%
DIST. JUDGE, 411TH JUDICIAL DISTRICT		
DEM-ROBERT H. TRAPP	6647	100.00%
TAX ASSESSOR-COLLECTOR		
DEM-MARION A "BID" SMITH	8305	89.27%
LIB-TINA ANN CARTER	998	10.72%
SHERIFF		
REP-KENNETH HAMMACK	8318	66.63%
DEM-BILLY RAY NELSON	4164	33.36%
COUNTY COMMISSIONER, PRECINCT NO.1		
REP-BOB WILLIS	5233	100.00%
COUNTY COMMISSIONER, PRECINCT NO.3		
DEM-JAMES J "BUDDY" PURVIS	867	100.00%
CONSTABLE, PRECINCT NO.1		
REP-CHARLIE CLACK	4617	68.17%
DEM-LARRY D WILSON	2155	31.82%
CONSTABLE, PRECINCT NO.2		
DEM-WILLIAM R CUNNINGHAM	1325	100.00%
CONSTABLE, PRECINCT NO.3		
DEM-ANTHONY "RAY" MYERS	893	100.00%
CONSTABLE, PRECINCT NO.4		
DEM-EDGAR "MARVIN" TAYLOR	1060	100.00%



	TOTAL	ALL
001 PRECINCT 1	120	120
002 PRECINCT 2	211	211
003 PRECINCT 3	581	581
004 PRECINCT 4	337	337
005 PRECINCT 5	759	759
006 PRECINCT 6	814	814 + 2 = 816
007 PRECINCT 7	430	430
008 PRECINCT 8	333	333 + 3 = 336
009 PRECINCT 9	250	250
010 PRECINCT 10	492	492 + 1 = 493
011 PRECINCT 11	152	152
012 PRECINCT 12	153	153
013 PRECINCT 13	165	165
014 PRECINCT 14	404	404
015 PRECINCT 15	268	268
016 PRECINCT 16	958	958
017 PRECINCT 17	258	258
018 PRECINCT 18	230	230
019 PRECINCT 19	185	185
020 PRECINCT 20	190	190
001 PRECINCT 1 (ABS)	72	72
002 PRECINCT 2 (ABS)	79	79
003 PRECINCT 3 (ABS)	406	406
004 PRECINCT 4 (ABS)	571	571
005 PRECINCT 5 (ABS)	683	683
006 PRECINCT 6 (ABS)	1561	1561
007 PRECINCT 7 (ABS)	623	623
008 PRECINCT 8 (ABS)	183	183
009 PRECINCT 9 (ABS)	150	150
010 PRECINCT 10 (ABS)	713	713

Total	21,010
FWAB	14
Provisional Ballots (Accepted)	<u>6</u>
Canvass Total	21,030

**VOL 50 PAGE 1656**

011 PRECINCT 11 (ABS)	78	78
012 PRECINCT 12 (ABS)	9	9
013 PRECINCT 13 (ABS)	35	35
014 PRECINCT 14 (ABS)	156	156
015 PRECINCT 15 (ABS)	237	237
016 PRECINCT 16 (ABS)	1321	1321
017 PRECINCT 17 (ABS)	234	234
018 PRECINCT 18 (ABS)	287	287
019 PRECINCT 19 (ABS)	3194	3194
020 PRECINCT 20 (ABS)	3288	3288

<b>Total</b>	<b>21,010</b>
<b>FWAB</b>	<b>14</b>
<b>Prov. Ballots</b>	<b><u>6</u></b>
	<b>21,030</b>

TOTAL OF ALL PRECINCTS

**Total of all Precincts 21,030 21,030**

001 PRECINCT 1 (ABS)

**POLK COUNTY, TEXAS  
GENERAL ELECTION NOVEMBER 2, 2004**

Total Number Voting 72

STRAIGHT PARTY

REP-REPUBLICAN PARTY	22	30.55%
DEM-DEMOCRATIC PARTY	8	11.11%
LIB-LIBERTARIAN PARTY	0	.0%
Number Over Votes	0	.0%
Number Under Votes	42	58.33%
.....		
Total Votes	72	

PRESIDENT-VICE PRESIDENT

REP-BUSH/CHENEY	47	65.27%
DEM-KERRY/EDWARDS	23	31.94%
LIB-BADNARIK/CAMPAGNA	1	1.38%
Write In	0	.0%
Number Over Votes	0	.0%
Number Under Votes	1	1.38%
.....		
Total Votes	72	

UNITED STATES REPRESENTATIVE, DST. 8

REP-KEVIN BRADY	41	56.94%
DEM-JAMES "JIM" WRIGHT	21	29.16%
LIB-PAUL HANSEN	4	5.55%
Number Over Votes	0	.0%
Number Under Votes	6	8.33%
.....		
Total Votes	72	

RAILROAD COMMISSIONER

REP-VICTOR G. CARRILLO	38	52.77%
DEM-BOB SCARBOROUGH	24	33.33%
LIB-ANTHONY GARCIA	3	4.16%
Number Over Votes	0	.0%
Number Under Votes	7	9.72%
.....		
Total Votes	72	

JUSTICE, SUPREME COURT, PLACE 3

REP-HARRIET O'NEILL	49	68.05%
Number Over Votes	0	.0%
Number Under Votes	23	31.94%
.....		
Total Votes	72	

JUSTICE, SUPREME COURT, PLACE 5

REP-PAUL GREEN	45	62.50%
Number Over Votes	0	.0%
Number Under Votes	27	37.50%
.....		
Total Votes	72	

JUSTICE, SUPREME COURT, PLACE 9

REP-SCOTT BRISTER	42	58.33%
DEM-DAVID VAN OS	20	27.77%
Number Over Votes	0	.0%
Number Under Votes	10	13.88%
.....		
Total Votes	72	

JUDGE, CRT OF CRIMINAL APPEALS, PLACE 2  
 REP-LAWRENCE "LARRY" MEYERS 44 61.11%  
 LIB-QUANAH PARKER 10 13.88%  
 Number Over Votes 0 . 0%  
 Number Under Votes 18 25.00%  
 .....  
 Total Votes 72

JUDGE, CRT OF CRIMINAL APPEALS, PLACE 5  
 REP-CHERYL JOHNSON 45 62.50%  
 LIB-TOM OXFORD 10 13.88%  
 Number Over Votes 0 . 0%  
 Number Under Votes 17 23.61%  
 .....  
 Total Votes 72

JUDGE, CRT OF CRIMINAL APPEALS, PLACE 6  
 REP-MICHAEL E. KEASLER 42 58.33%  
 DEM-J. R. MOLINA 21 29.16%  
 Number Over Votes 0 . 0%  
 Number Under Votes 9 12.50%  
 .....  
 Total Votes 72

MEMBER, STATE BOARD OF EDUCATION, DST. 8  
 REP-BARBARA CARGILL 50 69.44%  
 Number Over Votes 0 . 0%  
 Number Under Votes 22 30.55%  
 .....  
 Total Votes 72

STATE REPRESENTATIVE, DISTRICT 1A  
 REP-JOHN OTTO 45 62.50%  
 DEM-DAN ELLIS 24 33.33%  
 Number Over Votes 0 . 0%  
 Number Under Votes 3 4.16%  
 .....  
 Total Votes 72

JUSTICE, 9TH COURT OF APPEALS DST. PL. 2  
 REP-CHARLES KREGER 46 63.88%  
 Number Over Votes 0 . 0%  
 Number Under Votes 26 36.11%  
 .....  
 Total Votes 72

DIST. JUDGE, 411TH JUDICIAL DISTRICT  
 DEM-ROBERT H. TRAPP 34 47.22%  
 Number Over Votes 0 . 0%  
 Number Under Votes 38 52.77%  
 .....  
 Total Votes 72

TAX ASSESSOR-COLLECTOR  
 DEM-MARION A "BID" SMITH 40 55.55%  
 LIB-TINA ANN CARTER 7 9.72%  
 Number Over Votes 0 . 0%  
 Number Under Votes 25 34.72%  
 .....  
 Total Votes 72

SHERIFF

REP-KENNETH HAMMACK	50	69.44%
DEM-BILLY RAY NELSON	19	26.38%
Number Over Votes	0	.0%
Number Under Votes	3	4.16%
.....		
Total Votes	72	

CONSTABLE, PRECINCT NO.4

DEM-EDGAR "MARVIN" TAYLOR	29	40.27%
Number Over Votes	0	.0%
Number Under Votes	43	59.72%
.....		
Total Votes	72	

TOTAL BALLOTS CAST 72

TOTAL TYPE 1 BALLOTS 72



002 PRECINCT 2 (AB3)

POLK COUNTY, TEXAS  
GENERAL ELECTION NOVEMBER 2, 2004

Total Number Voting 79

STRAIGHT PARTY

REP-REPUBLICAN PARTY	25	31.64%
DEM-DEMOCRATIC PARTY	17	21.51%
LIB-LIBERTARIAN PARTY	0	.0%
Number Over Votes	0	.0%
Number Under Votes	37	46.83%
.....		
Total Votes	79	

PRESIDENT-VICE PRESIDENT

REP-BUSH/CHENEY	56	70.88%
DEM-KERRY/EDWARDS	23	29.11%
LIB-BADNARIK/CAMPAGNA	0	.0%
Write In	0	.0%
Number Over Votes	0	.0%
Number Under Votes	0	.0%
.....		
Total Votes	79	

UNITED STATES REPRESENTATIVE, DST. 8

REP-KEVIN BRADY	50	63.29%
DEM-JAMES "JIM" WRIGHT	27	34.17%
LIB-PAUL HANSEN	0	.0%
Number Over Votes	0	.0%
Number Under Votes	2	2.53%
.....		
Total Votes	79	

RAILROAD COMMISSIONER

REP-VICTOR G. CARRILLO	44	55.69%
DEM-BOB SCARBOROUGH	33	41.77%
LIB-ANTHONY GARCIA	0	.0%
Number Over Votes	0	.0%
Number Under Votes	2	2.53%
.....		
Total Votes	79	

JUSTICE, SUPREME COURT, PLACE 3

REP-HARRIET O'NEILL	51	64.55%
Number Over Votes	0	.0%
Number Under Votes	28	35.44%
.....		
Total Votes	79	

JUSTICE, SUPREME COURT, PLACE 5

REP-PAUL GREEN	51	64.55%
Number Over Votes	0	.0%
Number Under Votes	28	35.44%
.....		
Total Votes	79	

JUSTICE, SUPREME COURT, PLACE 9

REP-SCOTT BRISTER	49	62.02%
DEM-DAVID VAN OS	25	31.64%
Number Over Votes	0	.0%
Number Under Votes	5	6.32%
.....		
Total Votes	79	

JUDGE, CRT OF CRIMINAL APPEALS, PLACE 2

REP-LAWRENCE "LARRY" MEYERS	54	68.35%
LIB-QUANAH PARKER	3	3.79%
Number Over Votes	0	.0%
Number Under Votes	22	27.84%
.....		
Total Votes	79	

JUDGE, CRT OF CRIMINAL APPEALS, PLACE 5

REP-CHERYL JOHNSON	54	68.35%
LIB-TOM OXFORD	5	6.32%
Number Over Votes	0	.0%
Number Under Votes	20	25.31%
.....		
Total Votes	79	

JUDGE, CRT OF CRIMINAL APPEALS, PLACE 6

REP-MICHAEL E. KEASLER	51	64.55%
DEM-J.R. MOLINA	23	29.11%
Number Over Votes	0	.0%
Number Under Votes	5	6.32%
.....		
Total Votes	79	

MEMBER, STATE BOARD OF EDUCATION, DST. 8

REP-BARBARA CARGILL	50	63.29%
Number Over Votes	0	.0%
Number Under Votes	29	36.70%
.....		
Total Votes	79	

STATE REPRESENTATIVE, DISTRICT 18

REP-JOHN OTTO	44	55.69%
DEM-DAN ELLIS	35	44.30%
Number Over Votes	0	.0%
Number Under Votes	0	.0%
.....		
Total Votes	79	

JUSTICE, 9TH COURT OF APPEALS DST. PL. 2

REP-CHARLES KREGER	50	63.29%
Number Over Votes	0	.0%
Number Under Votes	29	36.70%
.....		
Total Votes	79	

DIST. JUDGE, 411TH JUDICIAL DISTRICT

DEM-ROBERT H. TRAPP	38	48.10%
Number Over Votes	0	.0%
Number Under Votes	41	51.89%
.....		
Total Votes	79	

TAX ASSESSOR-COLLECTOR

DEM-MARION A "BID" SMITH	50	63.29%
LIB-TINA ANN CARTER	5	6.32%
Number Over Votes	0	.0%
Number Under Votes	24	30.37%
.....		
Total Votes	79	



## SHERIFF

REP-KENNETH HAMMACK	47	59.49%
DEM-BILLY RAY NELSON	31	39.24%
Number Over Votes	0	.0%
Number Under Votes	1	1.26%
.....		
Total Votes	79	

## COUNTY COMMISSIONER, PRECINCT NO. 1

REP-BOB WILLIS	54	68.35%
Number Over Votes	0	.0%
Number Under Votes	25	31.64%
.....		
Total Votes	79	

## CONSTABLE, PRECINCT NO. 1

REP-CHARLIE CLACK	51	64.55%
DEM-LARRY D WILSON	25	31.64%
Number Over Votes	0	.0%
Number Under Votes	3	3.79%
.....		
Total Votes	79	



003 PRECINCT 3 (ABS)

POLK COUNTY, TEXAS  
 GENERAL ELECTION NOVEMBER 2, 2004

Total Number Voting 406

STRAIGHT PARTY

REP-REPUBLICAN PARTY	97	23.89%
DEM-DEMOCRATIC PARTY	73	17.98%
LIB-LIBERTARIAN PARTY	0	. 0%
Number Over Votes	0	. 0%
Number Under Votes	236	58.12%
.....		
Total Votes	406	

PRESIDENT-VICE PRESIDENT

REP-BUSH/CHENEY	273	67.24%
DEM-KERRY/EDWARDS	125	30.78%
LIB-BADNARIK/CAMPAGNA	0	. 0%
Write In	0	. 0%
Number Over Votes	0	. 0%
Number Under Votes	8	1.97%
.....		
Total Votes	406	

UNITED STATES REPRESENTATIVE, DST. 8

REP-KEVIN BRADY	221	54.43%
DEM-JAMES "JIM" WRIGHT	153	37.68%
LIB-PAUL HANSEN	7	1.72%
Number Over Votes	0	. 0%
Number Under Votes	25	6.15%
.....		
Total Votes	406	

RAILROAD COMMISSIONER

REP-VICTOR G. CARRILLO	206	50.73%
DEM-BOB SCARBOROUGH	160	39.40%
LIB-ANTHONY GARCIA	8	1.97%
Number Over Votes	0	. 0%
Number Under Votes	32	7.88%
.....		
Total Votes	406	

JUSTICE, SUPREME COURT, PLACE 3

REP-HARRIET O'NEILL	257	63.30%
Number Over Votes	0	. 0%
Number Under Votes	149	36.69%
.....		
Total Votes	406	

JUSTICE, SUPREME COURT, PLACE 5

REP-PAUL GREEN	247	60.83%
Number Over Votes	0	. 0%
Number Under Votes	159	39.16%
.....		
Total Votes	406	

JUSTICE, SUPREME COURT, PLACE 9

REP-SCOTT BRISTER	220	56.15%
DEM-DAVID VAN OS	140	34.48%
Number Over Votes	0	. 0%
Number Under Votes	38	9.35%
.....		
Total Votes	406	

## JUDGE, CRT OF CRIMINAL APPEALS, PLACE 2

REP-LAWRENCE "LARRY" MEYERS	251	61.82%
LIB-QUANAH PARKER	37	9.11%
Number Over Votes	0	.0%
Number Under Votes	118	29.06%
.....		
Total Votes	406	

## JUDGE, CRT OF CRIMINAL APPEALS, PLACE 5

REP-CHERYL JOHNSON	260	64.03%
LIB-TOM OXFORD	25	6.15%
Number Over Votes	0	.0%
Number Under Votes	121	29.80%
.....		
Total Votes	406	

## JUDGE, CRT OF CRIMINAL APPEALS, PLACE 6

REP-MICHAEL E. KEASLER	230	56.65%
DEM-J. R. MOLINA	134	33.00%
Number Over Votes	0	.0%
Number Under Votes	42	10.34%
.....		
Total Votes	406	

## MEMBER, STATE BOARD OF EDUCATION, DST. 8

REP-BARBARA CARGILL	244	60.09%
Number Over Votes	0	.0%
Number Under Votes	162	39.90%
.....		
Total Votes	406	

## STATE REPRESENTATIVE, DISTRICT 18

REP-JOHN OTTO	197	48.52%
DEM-DAN ELLIS	197	48.52%
Number Over Votes	0	.0%
Number Under Votes	12	2.95%
.....		
Total Votes	406	

## JUSTICE, 9TH COURT OF APPEALS DST. PL. 2

REP-CHARLES KREGER	251	61.82%
Number Over Votes	0	.0%
Number Under Votes	155	38.17%
.....		
Total Votes	406	

## DIST. JUDGE, 411TH JUDICIAL DISTRICT

DEM-ROBERT H. TRAPP	223	54.92%
Number Over Votes	0	.0%
Number Under Votes	183	45.07%
.....		
Total Votes	406	

## TAX ASSESSOR-COLLECTOR

DEM-MARION A "BID" SMITH	273	67.24%
LIB-TINA ANN CARTER	39	9.60%
Number Over Votes	0	.0%
Number Under Votes	94	23.15%
.....		
Total Votes	406	

## SHERIFF

REP-KENNETH HAMMACK	239	58.86%
DEM-BILLY RAY NELSON	161	39.65%
Number Over Votes	0	.0%
Number Under Votes	6	1.47%
.....		
Total Votes	406	

## COUNTY COMMISSIONER, PRECINCT NO.1

REP-BOB WILLIS	271	66.74%
Number Over Votes	0	.0%
Number Under Votes	135	33.25%
.....		
Total Votes	406	

## CONSTABLE, PRECINCT NO.1

REP-CHARLIE CLACK	241	59.35%
DEM-LARRY D WILSON	140	34.48%
Number Over Votes	0	.0%
Number Under Votes	25	6.15%
.....		
Total Votes	406	



004 PRECINCT 4 (ABS)

**POLK COUNTY, TEXAS  
GENERAL ELECTION NOVEMBER 2, 2004**

Total Number Voting 571

STRAIGHT PARTY

REP-REPUBLICAN PARTY	120	21.01%
DEM-DEMOCRATIC PARTY	83	14.53%
LIB-LIBERTARIAN PARTY	3	.52%
Number Over Votes	0	.0%
Number Under Votes	365	63.92%
.....		
Total Votes	571	

PRESIDENT-VICE PRESIDENT

REP-BUSH/CHENEY	381	66.72%
DEM-KERRY/EDWARDS	182	31.87%
LIB-BADNARIK/CAMPAGNA	1	.17%
Write In	2	.35%
Number Over Votes	0	.0%
Number Under Votes	5	.87%
.....		
Total Votes	571	

UNITED STATES REPRESENTATIVE, DST. 8

REP-KEVIN BRADY	309	54.11%
DEM-JAMES "JIM" WRIGHT	225	39.40%
LIB-PAUL HANSEN	7	1.22%
Number Over Votes	0	.0%
Number Under Votes	30	5.25%
.....		
Total Votes	571	

RAILROAD COMMISSIONER

REP-VICTOR G. CARRILLO	284	49.73%
DEM-BOB SCARBOROUGH	228	39.92%
LIB-ANTHONY GARCIA	14	2.45%
Number Over Votes	0	.0%
Number Under Votes	45	7.88%
.....		
Total Votes	571	

JUSTICE, SUPREME COURT, PLACE 3

REP-HARRIET O'NEILL	357	62.52%
Number Over Votes	0	.0%
Number Under Votes	214	37.47%
.....		
Total Votes	571	

JUSTICE, SUPREME COURT, PLACE 5

REP-PAUL GREEN	351	61.47%
Number Over Votes	0	.0%
Number Under Votes	220	38.52%
.....		
Total Votes	571	

JUSTICE, SUPREME COURT, PLACE 9

REP-SCOTT BRISTER	327	57.26%
DEM-DAVID VAN OS	187	32.74%
Number Over Votes	0	.0%
Number Under Votes	57	9.98%
.....		
Total Votes	571	

Total Votes 571

**VOL 50 PAGE 1670**

JUDGE, CRT OF CRIMINAL APPEALS, PLACE 2  
 REP-LAWRENCE "LARRY" MEYERS 357 62.52%  
 LIB-QUANAH PARKER 54 9.45%  
 Number Over Votes 0 .0%  
 Number Under Votes 160 28.02%  
 .....  
 Total Votes 571

JUDGE, CRT OF CRIMINAL APPEALS, PLACE 5  
 REP-CHERYL JOHNSON 357 62.52%  
 LIB-TOM OXFORD 48 8.40%  
 Number Over Votes 0 .0%  
 Number Under Votes 166 29.07%  
 .....  
 Total Votes 571

JUDGE, CRT OF CRIMINAL APPEALS, PLACE 6  
 REP-MICHAEL E. KEASLER 321 56.21%  
 DEM-J.R. MOLINA 196 34.32%  
 Number Over Votes 0 .0%  
 Number Under Votes 54 9.45%  
 .....  
 Total Votes 571

MEMBER, STATE BOARD OF EDUCATION, DST. 8  
 REP-BARBARA CARGILL 350 61.29%  
 Number Over Votes 0 .0%  
 Number Under Votes 221 38.70%  
 .....  
 Total Votes 571

STATE REPRESENTATIVE, DISTRICT 18  
 REP-JOHN OTTO 268 46.93%  
 DEM-DAN ELLIS 292 51.13%  
 Number Over Votes 0 .0%  
 Number Under Votes 11 1.92%  
 .....  
 Total Votes 571

JUSTICE, 9TH COURT OF APPEALS DST. PL. 2  
 REP-CHARLES KREGER 357 62.52%  
 Number Over Votes 0 .0%  
 Number Under Votes 214 37.47%  
 .....  
 Total Votes 571

DIST. JUDGE, 411TH JUDICIAL DISTRICT  
 DEM-ROBERT H. TRAPP 347 60.77%  
 Number Over Votes 0 .0%  
 Number Under Votes 224 39.22%  
 .....  
 Total Votes 571

TAX ASSESSOR-COLLECTOR  
 DEM-MARION A "BID" SMITH 412 72.15%  
 LIB-TINA ANN CARTER 40 7.00%  
 Number Over Votes 0 .0%  
 Number Under Votes 119 20.84%  
 .....  
 Total Votes 571



SHERIFF

REP-KENNETH HAMMACK	335	58.66%
DEM-BILLY RAY NELSON	228	39.92%
Number Over Votes	0	.0%
Number Under Votes	8	1.40%
.....		
Total Votes	571	

COUNTY COMMISSIONER, PRECINCT NO. 1

REP-BOB WILLIS	355	62.17%
Number Over Votes	0	.0%
Number Under Votes	216	37.82%
.....		
Total Votes	571	

CONSTABLE, PRECINCT NO. 1

REP-CHARLIE CLACK	331	57.96%
DEM-LARRY D WILSON	205	35.90%
Number Over Votes	0	.0%
Number Under Votes	35	6.12%
.....		
Total Votes	571	



005 PRECINCT 5 (ABS)

**POLK COUNTY, TEXAS**  
**GENERAL ELECTION NOVEMBER 2, 2004**

Total Number Voting 683

STRAIGHT PARTY

REP-REPUBLICAN PARTY	191	27.96%
DEM-DEMOCRATIC PARTY	92	13.46%
LIB-LIBERTARIAN PARTY	0	.0%
Number Over Votes	0	.0%
Number Under Votes	400	58.56%

.....  
 Total Votes 683

PRESIDENT-VICE PRESIDENT

REP-BUSH/CHENEY	510	74.57%
DEM-KERRY/EDWARDS	169	24.74%
LIB-BADNARIK/CAMPAGNA	2	.29%
Write In	0	.0%
Number Over Votes	0	.0%
Number Under Votes	2	.29%

.....  
 Total Votes 683

UNITED STATES REPRESENTATIVE, DST. 8

REP-KEVIN BRADY	431	63.10%
DEM-JAMES "JIM" WRIGHT	206	30.16%
LIB-PAUL HANSEN	13	1.90%
Number Over Votes	0	.0%
Number Under Votes	33	4.83%

.....  
 Total Votes 683

RAILROAD COMMISSIONER

REP-VICTOR G. CARRILLO	413	60.46%
DEM-BOB SCARBOROUGH	205	30.01%
LIB-ANTHONY GARCIA	14	2.04%
Number Over Votes	0	.0%
Number Under Votes	51	7.46%

.....  
 Total Votes 683

JUSTICE, SUPREME COURT, PLACE 3

REP-HARRIET O'NEILL	483	70.71%
Number Over Votes	0	.0%
Number Under Votes	200	29.28%

.....  
 Total Votes 683

JUSTICE, SUPREME COURT, PLACE 5

REP-PAUL GREEN	467	68.37%
Number Over Votes	0	.0%
Number Under Votes	216	31.62%

.....  
 Total Votes 683

JUSTICE, SUPREME COURT, PLACE 9

REP-SCOTT BRISTER	449	65.73%
DEM-DAVID VAN OS	170	24.89%
Number Over Votes	0	.0%
Number Under Votes	64	9.37%

.....  
 Total Votes 683

**VOL 50 PAGE 1674**

JUDGE, CRT OF CRIMINAL APPEALS, PLACE 2

REP--LAWRENCE "LARRY" MEYERS	471	68.96%
LIB--QUANAH PARKER	55	8.05%
Number Over Votes	0	.0%
Number Under Votes	157	22.98%
.....		
Total Votes	683	

JUDGE, CRT OF CRIMINAL APPEALS, PLACE 5

REP--CHERYL JOHNSON	484	70.86%
LIB--TOM OXFORD	43	6.29%
Number Over Votes	0	.0%
Number Under Votes	156	22.84%
.....		
Total Votes	683	

JUDGE, CRT OF CRIMINAL APPEALS, PLACE 6

REP--MICHAEL E. KEASLER	447	65.44%
DEM--J.R. MOLINA	173	25.32%
Number Over Votes	0	.0%
Number Under Votes	63	9.22%
.....		
Total Votes	683	

MEMBER, STATE BOARD OF EDUCATION, DST. 8

REP--BARBARA CARGILL	466	68.22%
Number Over Votes	0	.0%
Number Under Votes	217	31.77%
.....		
Total Votes	683	

STATE REPRESENTATIVE, DISTRICT 18

REP--JOHN OTTO	391	57.24%
DEM--DAN ELLIS	275	40.26%
Number Over Votes	0	.0%
Number Under Votes	17	2.48%
.....		
Total Votes	683	

JUSTICE, 9TH COURT OF APPEALS DST. PL. 2

REP--CHARLES KREGER	477	69.83%
Number Over Votes	0	.0%
Number Under Votes	206	30.16%
.....		
Total Votes	683	

DIST. JUDGE, 411TH JUDICIAL DISTRICT

DEM--ROBERT H. TRAPP	367	53.73%
Number Over Votes	0	.0%
Number Under Votes	316	46.26%
.....		
Total Votes	683	

TAX ASSESSOR-COLLECTOR

DEM--MARION A "BID" SMITH	428	62.66%
LIB--TINA ANN CARTER	65	9.51%
Number Over Votes	0	.0%
Number Under Votes	190	27.81%
.....		
Total Votes	683	

SHERIFF

REP-KENNETH HAMMACK	430	62.95%
DEM-BILLY RAY NELSON	242	35.43%
Number Over Votes	0	.0%
Number Under Votes	11	1.61%
.....		
Total Votes	683	

COUNTY COMMISSIONER, PRECINCT NO. 1

REP-BOB WILLIS	488	71.44%
Number Over Votes	0	.0%
Number Under Votes	195	28.55%
.....		
Total Votes	683	

CONSTABLE, PRECINCT NO. 1

REP-CHARLIE CLACK	449	65.73%
DEM-LARRY D WILSON	197	28.84%
Number Over Votes	0	.0%
Number Under Votes	37	5.41%
.....		
Total Votes	683	



006 PRECINCT 6 (ABS)

**POLK COUNTY, TEXAS**  
**GENERAL ELECTION NOVEMBER 2, 2004**

Total Number Voting 1561

STRAIGHT PARTY

REP-REPUBLICAN PARTY 443 28.37%  
 DEM-DEMOCRATIC PARTY 284 18.19%  
 LIB-LIBERTARIAN PARTY 8 .51%  
 Number Over Votes 0 .0%  
 Number Under Votes 826 52.91%

.....  
 Total Votes 1561

PRESIDENT-VICE PRESIDENT

REP-BUSH/CHENEY 1034 66.23%  
 DEM-KERRY/EDWARDS 506 32.41%  
 LIB-BADNARIK/CAMPAGNA 7 .44%  
 Write In 2 .12%  
 Number Over Votes 0 .0%  
 Number Under Votes 12 .76%

.....  
 Total Votes 1561

UNITED STATES REPRESENTATIVE, DST. 8

REP-KEVIN BRADY 895 57.33%  
 DEM-JAMES "JIM" WRIGHT 572 36.64%  
 LIB-PAUL HANSEN 25 1.60%  
 Number Over Votes 0 .0%  
 Number Under Votes 69 4.42%

.....  
 Total Votes 1561

RAILROAD COMMISSIONER

REP-VICTOR G. CARRILLO 835 53.49%  
 DEM-BOB SCARBOROUGH 585 37.47%  
 LIB-ANTHONY GARCIA 46 2.94%  
 Number Over Votes 0 .0%  
 Number Under Votes 95 6.08%

.....  
 Total Votes 1561

JUSTICE, SUPREME COURT, PLACE 3

REP-HARRIET O'NEILL 1051 67.32%  
 Number Over Votes 0 .0%  
 Number Under Votes 510 32.67%

.....  
 Total Votes 1561

JUSTICE, SUPREME COURT, PLACE 5

REP-PAUL GREEN 1043 66.81%  
 Number Over Votes 0 .0%  
 Number Under Votes 518 33.18%

.....  
 Total Votes 1561

JUSTICE, SUPREME COURT, PLACE 9

REP-SCOTT BRISTER 908 58.16%  
 DEM-DAVID VAN OS 539 34.52%  
 Number Over Votes 0 .0%  
 Number Under Votes 114 7.30%

.....  
 Total Votes 1561

JUDGE, CRT OF CRIMINAL APPEALS, PLACE 2

REP-LAWRENCE "LARRY" MEYERS	996	63.80%
LIB-QUANAH PARKER	161	10.31%
Number Over Votes	0	.0%
Number Under Votes	404	25.88%
.....		
Total Votes	1561	

JUDGE, CRT OF CRIMINAL APPEALS, PLACE 5

REP-CHERYL JOHNSON	1043	66.81%
LIB-TOM OXFORD	126	8.07%
Number Over Votes	0	.0%
Number Under Votes	392	25.11%
.....		
Total Votes	1561	

JUDGE, CRT OF CRIMINAL APPEALS, PLACE 6

REP-MICHAEL E. KEASLER	913	58.48%
DEM-J.R. MOLINA	530	33.95%
Number Over Votes	0	.0%
Number Under Votes	118	7.55%
.....		
Total Votes	1561	

MEMBER, STATE BOARD OF EDUCATION, DST. 8

REP-BARBARA CARGILL	1009	64.63%
Number Over Votes	0	.0%
Number Under Votes	552	35.36%
.....		
Total Votes	1561	

STATE REPRESENTATIVE, DISTRICT 18

REP-JOHN OTTO	848	54.32%
DEM-DAN ELLIS	684	43.81%
Number Over Votes	0	.0%
Number Under Votes	29	1.85%
.....		
Total Votes	1561	

JUSTICE, 9TH COURT OF APPEALS DST. PL. 2

REP-CHARLES KREGER	1045	66.94%
Number Over Votes	0	.0%
Number Under Votes	516	33.05%
.....		
Total Votes	1561	

DIST. JUDGE, 411TH JUDICIAL DISTRICT

DEM-ROBERT H. TRAPP	861	55.15%
Number Over Votes	0	.0%
Number Under Votes	700	44.84%
.....		
Total Votes	1561	

TAX ASSESSOR-COLLECTOR

DEM-MARION A "BID" SMITH	944	60.47%
LIB-TINA ANN CARTER	168	10.76%
Number Over Votes	0	.0%
Number Under Votes	449	28.76%
.....		
Total Votes	1561	



SHERIFF

REP-KENNETH HAMMACK	1042	66.75%
DEM-BILLY RAY NELSON	505	32.35%
Number Over Votes	0	.0%
Number Under Votes	14	.89%
.....		
Total Votes	1561	

CONSTABLE, PRECINCT NO.2

DEM-WILLIAM R CUNNINGHAM	874	55.98%
Number Over Votes	0	.0%
Number Under Votes	687	44.01%
.....		
Total Votes	1561	



007 PRECINCT 7 (ABS)

POLK COUNTY, TEXAS  
 GENERAL ELECTION NOVEMBER 2, 2004

Total Number Voting 623

STRAIGHT PARTY

REP-REPUBLICAN PARTY	123	19.74%
DEM-DEMOCRATIC PARTY	93	14.92%
LIB-LIBERTARIAN PARTY	2	.32%
Number Over Votes	0	.0%
Number Under Votes	405	65.00%
.....		
Total Votes	623	

PRESIDENT--VICE PRESIDENT

REP-BUSH/CHENEY	437	70.14%
DEM-KERRY/EDWARDS	177	28.41%
LIB-BADNARIK/CAMPAGNA	4	.64%
Write In	0	.0%
Number Over Votes	0	.0%
Number Under Votes	5	.80%
.....		
Total Votes	623	

UNITED STATES REPRESENTATIVE, DST. 8

REP-KEVIN BRADY	355	56.98%
DEM-JAMES "JIM" WRIGHT	210	33.70%
LIB-PAUL HANSEN	3	.48%
Number Over Votes	0	.0%
Number Under Votes	55	8.82%
.....		
Total Votes	623	

RAILROAD COMMISSIONER

REP-VICTOR G. CARRILLO	331	53.13%
DEM-BOB SCARBOROUGH	212	34.02%
LIB-ANTHONY GARCIA	12	1.92%
Number Over Votes	0	.0%
Number Under Votes	68	10.91%
.....		
Total Votes	623	

JUSTICE, SUPREME COURT, PLACE 3

REP-HARRIET O'NEILL	404	64.84%
Number Over Votes	0	.0%
Number Under Votes	219	35.15%
.....		
Total Votes	623	

JUSTICE, SUPREME COURT, PLACE 5

REP-PAUL GREEN	396	63.56%
Number Over Votes	0	.0%
Number Under Votes	227	36.43%
.....		
Total Votes	623	

JUSTICE, SUPREME COURT, PLACE 9

REP-SCOTT BRISTER	361	57.94%
DEM-DAVID VAN OS	175	28.08%
Number Over Votes	0	.0%
Number Under Votes	87	13.96%
.....		
Total Votes	623	

**VOL 50 PAGE 1682**

JUDGE, CRT OF CRIMINAL APPEALS, PLACE 2  
REP-LAWRENCE "LARRY" MEYERS 386 61.95%  
LIB-QUANAH PARKER 52 8.34%  
Number Over Votes 0 . 0%  
Number Under Votes 185 29.69%  
.....  
Total Votes 623

JUDGE, CRT OF CRIMINAL APPEALS, PLACE 5  
REP-CHERYL JOHNSON 397 63.72%  
LIB-TOM OXFORD 46 7.38%  
Number Over Votes 0 . 0%  
Number Under Votes 180 28.89%  
.....  
Total Votes 623

JUDGE, CRT OF CRIMINAL APPEALS, PLACE 6  
REP-MICHAEL E. KEASLER 348 55.85%  
DEM-J. R. MOLINA 183 29.37%  
Number Over Votes 0 . 0%  
Number Under Votes 92 14.76%  
.....  
Total Votes 623

MEMBER, STATE BOARD OF EDUCATION, DST. 8  
REP-BARBARA CARGILL 388 62.27%  
Number Over Votes 0 . 0%  
Number Under Votes 235 37.72%  
.....  
Total Votes 623

STATE REPRESENTATIVE, DISTRICT 18  
REP-JOHN OTTO 296 47.51%  
DEM-DAN ELLIS 295 47.35%  
Number Over Votes 0 . 0%  
Number Under Votes 32 5.13%  
.....  
Total Votes 623

JUSTICE, 9TH COURT OF APPEALS DST. PL. 2  
REP-CHARLES KREGER 402 64.52%  
Number Over Votes 0 . 0%  
Number Under Votes 221 35.47%  
.....  
Total Votes 623

DIST. JUDGE, 411TH JUDICIAL DISTRICT  
DEM-ROBERT H. TRAPP 362 58.10%  
Number Over Votes 0 . 0%  
Number Under Votes 261 41.89%  
.....  
Total Votes 623

TAX ASSESSOR-COLLECTOR  
DEM-MARION A "BID" SMITH 428 68.69%  
LIB-TINA ANN CARTER 46 7.38%  
Number Over Votes 0 . 0%  
Number Under Votes 149 23.91%  
.....  
Total Votes 623

SHERIFF

REP-KENNETH HAMMACK	385	61.79%
DEM-BILLY RAY NELSON	209	33.54%
Number Over Votes	0	.0%
Number Under Votes	29	4.65%
.....		
Total Votes	623	

CONSTABLE, PRECINCT NO.2

DEM-WILLIAM R CUNNINGHAM	339	54.41%
Number Over Votes	0	.0%
Number Under Votes	284	45.58%
.....		
Total Votes	623	



008 PRECINCT 8 (ABS)

POLK COUNTY, TEXAS  
GENERAL ELECTION NOVEMBER 2, 2004

Total Number Voting 183

STRAIGHT PARTY

REP-REPUBLICAN PARTY	38	20.76%
DEM-DEMOCRATIC PARTY	40	21.85%
LIB-LIBERTARIAN PARTY	1	.54%
Number Over Votes	0	.0%
Number Under Votes	104	56.83%
.....		
Total Votes	183	

PRESIDENT-VICE PRESIDENT

REP-BUSH/CHENEY	113	61.74%
DEM-KERRY/EDWARDS	66	36.06%
LIB-BADNARIK/CAMPAGNA	3	1.63%
Write In	0	.0%
Number Over Votes	0	.0%
Number Under Votes	1	.54%
.....		
Total Votes	183	

UNITED STATES REPRESENTATIVE, DST. 8

REP-KEVIN BRADY	84	45.90%
DEM-JAMES "JIM" WRIGHT	86	46.99%
LIB-PAUL HANSEN	2	1.09%
Number Over Votes	0	.0%
Number Under Votes	11	6.01%
.....		
Total Votes	183	

RAILROAD COMMISSIONER

REP-VICTOR G. CARRILLO	82	44.80%
DEM-BOB SCARBOROUGH	83	45.35%
LIB-ANTHONY GARCIA	3	1.63%
Number Over Votes	0	.0%
Number Under Votes	15	8.19%
.....		
Total Votes	183	

JUSTICE, SUPREME COURT, PLACE 3

REP-HARRIET O'NEILL	104	56.83%
Number Over Votes	0	.0%
Number Under Votes	79	43.16%
.....		
Total Votes	183	

JUSTICE, SUPREME COURT, PLACE 5

REP-PAUL GREEN	103	56.28%
Number Over Votes	0	.0%
Number Under Votes	80	43.71%
.....		
Total Votes	183	

JUSTICE, SUPREME COURT, PLACE 9

REP-SCOTT BRISTER	84	45.90%
DEM-DAVID VAN OS	76	41.53%
Number Over Votes	0	.0%
Number Under Votes	23	12.56%
.....		
Total Votes	183	

**JUDGE, CRT OF CRIMINAL APPEALS, PLACE 2**

REP-LAWRENCE "LARRY" MEYERS	98	53.55%
LIB-QUANAH PARKER	21	11.47%
Number Over Votes	0	.0%
Number Under Votes	64	34.97%
.....		
Total Votes	183	

**JUDGE, CRT OF CRIMINAL APPEALS, PLACE 5**

REP-CHERYL JOHNSON	102	55.73%
LIB-TOM OXFORD	17	9.28%
Number Over Votes	0	.0%
Number Under Votes	64	34.97%
.....		
Total Votes	183	

**JUDGE, CRT OF CRIMINAL APPEALS, PLACE 6**

REP-MICHAEL E. KEASLER	85	46.44%
DEM-J.R. MOLINA	75	40.98%
Number Over Votes	0	.0%
Number Under Votes	23	12.56%
.....		
Total Votes	183	

**MEMBER, STATE BOARD OF EDUCATION, DST. 8**

REP-BARBARA CARGILL	97	53.00%
Number Over Votes	0	.0%
Number Under Votes	86	46.99%
.....		
Total Votes	183	

**STATE REPRESENTATIVE, DISTRICT 18**

REP-JOHN OTTO	70	38.25%
DEM-DAN ELLIS	104	56.83%
Number Over Votes	0	.0%
Number Under Votes	9	4.91%
.....		
Total Votes	183	

**JUSTICE, 9TH COURT OF APPEALS DST.PL.2**

REP-CHARLES KREGER	100	54.64%
Number Over Votes	0	.0%
Number Under Votes	83	45.35%
.....		
Total Votes	183	

**DIST. JUDGE, 411TH JUDICIAL DISTRICT**

DEM-ROBERT H. TRAPP	112	61.20%
Number Over Votes	0	.0%
Number Under Votes	71	38.79%
.....		
Total Votes	183	

**TAX ASSESSOR-COLLECTOR**

DEM-MARION A "BID" SMITH	126	68.85%
LIB-TINA ANN CARTER	18	9.83%
Number Over Votes	0	.0%
Number Under Votes	39	21.31%
.....		
Total Votes	183	



SHERIFF

REP--KENNETH HAMMACK	92	50.27%
DEM--BILLY RAY NELSON	89	48.63%
Number Over Votes	0	.0%
Number Under Votes	2	1.09%
.....		
Total Votes	183	

COUNTY COMMISSIONER, PRECINCT NO. 3

DEM--JAMES J "BUDDY" PURVIS	111	60.65%
Number Over Votes	0	.0%
Number Under Votes	72	39.34%
.....		
Total Votes	183	

CONSTABLE, PRECINCT NO. 3

DEM--ANTHONY "RAY" MYERS	110	60.10%
Number Over Votes	0	.0%
Number Under Votes	73	39.89%
.....		
Total Votes	183	



009 PRECINCT 9 (ABS)

**POLK COUNTY, TEXAS**  
**GENERAL ELECTION NOVEMBER 2, 2004**

Total Number Voting 150

STRAIGHT PARTY

REP-REPUBLICAN PARTY	23	15.33%
DEM-DEMOCRATIC PARTY	28	18.66%
LIB-LIBERTARIAN PARTY	2	1.33%
Number Over Votes	0	.0%
Number Under Votes	97	64.66%
.....		
Total Votes	150	

PRESIDENT-VICE PRESIDENT

REP-BUSH/CHENEY	104	69.33%
DEM-KERRY/EDWARDS	44	29.33%
LIB-BADNARIK/CAMPAGNA	0	.0%
Write In	0	.0%
Number Over Votes	0	.0%
Number Under Votes	2	1.33%
.....		
Total Votes	150	

UNITED STATES REPRESENTATIVE, DST. 8

REP-KEVIN BRADY	84	56.00%
DEM-JAMES "JIM" WRIGHT	54	36.00%
LIB-PAUL HANSEN	1	.66%
Number Over Votes	0	.0%
Number Under Votes	11	7.33%
.....		
Total Votes	150	

RAILROAD COMMISSIONER

REP-VICTOR G. CARRILLO	70	46.66%
DEM-BOB SCARBOROUGH	63	42.00%
LIB-ANTHONY GARCIA	4	2.66%
Number Over Votes	0	.0%
Number Under Votes	13	8.66%
.....		
Total Votes	150	

JUSTICE, SUPREME COURT, PLACE 3

REP-HARRIET O'NEILL	93	62.00%
Number Over Votes	0	.0%
Number Under Votes	57	38.00%
.....		
Total Votes	150	

JUSTICE, SUPREME COURT, PLACE 5

REP-PAUL GREEN	93	62.00%
Number Over Votes	0	.0%
Number Under Votes	57	38.00%
.....		
Total Votes	150	

JUSTICE, SUPREME COURT, PLACE 9

REP-SCOTT BRISTER	85	56.66%
DEM-DAVID VAN OS	48	32.00%
Number Over Votes	0	.0%
Number Under Votes	17	11.33%
.....		
Total Votes	150	

**VOL 50 PAGE 1690**

## JUDGE, CRT OF CRIMINAL APPEALS, PLACE 2

REP-LAWRENCE "LARRY" MEYERS	92	61.33%
LIB-QUANAH PARKER	11	7.33%
Number Over Votes	0	.0%
Number Under Votes	47	31.33%
.....		
Total Votes	150	

## JUDGE, CRT OF CRIMINAL APPEALS, PLACE 5

REP-CHERYL JOHNSON	97	64.66%
LIB-TOM OXFORD	5	3.33%
Number Over Votes	0	.0%
Number Under Votes	48	32.00%
.....		
Total Votes	150	

## JUDGE, CRT OF CRIMINAL APPEALS, PLACE 6

REP-MICHAEL E. KEASLER	82	54.66%
DEM-J. R. MOLINA	50	33.33%
Number Over Votes	0	.0%
Number Under Votes	18	12.00%
.....		
Total Votes	150	

## MEMBER, STATE BOARD OF EDUCATION, DST. 8

REP-BARBARA CARGILL	89	59.33%
Number Over Votes	0	.0%
Number Under Votes	61	40.66%
.....		
Total Votes	150	

## STATE REPRESENTATIVE, DISTRICT 18

REP-JOHN OTTO	70	46.66%
DEM-DAN ELLIS	76	50.66%
Number Over Votes	0	.0%
Number Under Votes	4	2.66%
.....		
Total Votes	150	

## JUSTICE, 9TH COURT OF APPEALS DST. PL. 2

REP-CHARLES KREGER	92	61.33%
Number Over Votes	0	.0%
Number Under Votes	58	38.66%
.....		
Total Votes	150	

## DIST. JUDGE, 411TH JUDICIAL DISTRICT

DEM-ROBERT H. TRAPP	102	68.00%
Number Over Votes	0	.0%
Number Under Votes	48	32.00%
.....		
Total Votes	150	

## TAX ASSESSOR-COLLECTOR

DEM-MARION A "BID" SMITH	111	74.00%
LIB-TINA ANN CARTER	14	9.33%
Number Over Votes	0	.0%
Number Under Votes	25	16.66%
.....		
Total Votes	150	

SHERIFF

REP-KENNETH HAMMACK	91	60.66%
DEM-BILLY RAY NELSON	57	38.00%
Number Over Votes	0	.0%
Number Under Votes	2	1.33%
.....		
Total Votes	150	

COUNTY COMMISSIONER, PRECINCT NO.3

DEM-JAMES J "BUDDY" PURVIS	99	66.00%
Number Over Votes	0	.0%
Number Under Votes	51	34.00%
.....		
Total Votes	150	

CONSTABLE, PRECINCT NO.3

DEM-ANTHONY "RAY" MYERS	112	74.66%
Number Over Votes	0	.0%
Number Under Votes	38	25.33%
.....		
Total Votes	150	



010 PRECINCT 10 (ABS)

**POLK COUNTY, TEXAS  
GENERAL ELECTION NOVEMBER 2, 2004**

Total Number Voting 713

STRAIGHT PARTY

REP-REPUBLICAN PARTY	129	18.09%
DEM-DEMOCRATIC PARTY	195	27.34%
LIB-LIBERTARIAN PARTY	3	.42%
Number Over Votes	0	.0%
Number Under Votes	386	54.13%
.....		
Total Votes	713	

PRESIDENT-VICE PRESIDENT

REP-BUSH/CHENEY	413	57.92%
DEM-KERRY/EDWARDS	287	40.25%
LIB-BADNARIK/CAMPAGNA	2	.28%
Write In	1	.14%
Number Over Votes	0	.0%
Number Under Votes	10	1.40%
.....		
Total Votes	713	

UNITED STATES REPRESENTATIVE, DST. 8

REP-KEVIN BRADY	312	43.75%
DEM-JAMES "JIM" WRIGHT	337	47.26%
LIB-PAUL HANSEN	7	.98%
Number Over Votes	0	.0%
Number Under Votes	57	7.99%
.....		
Total Votes	713	

RAILROAD COMMISSIONER

REP-VICTOR G. CARRILLO	282	39.55%
DEM-BOB SCARBOROUGH	340	47.68%
LIB-ANTHONY GARCIA	15	2.10%
Number Over Votes	0	.0%
Number Under Votes	76	10.65%
.....		
Total Votes	713	

JUSTICE, SUPREME COURT, PLACE 3

REP-HARRIET O'NEILL	355	49.78%
Number Over Votes	0	.0%
Number Under Votes	358	50.21%
.....		
Total Votes	713	

JUSTICE, SUPREME COURT, PLACE 5

REP-PAUL GREEN	350	49.08%
Number Over Votes	0	.0%
Number Under Votes	363	50.91%
.....		
Total Votes	713	

JUSTICE, SUPREME COURT, PLACE 9

REP-SCOTT BRISTER	312	43.75%
DEM-DAVID VAN OS	304	42.63%
Number Over Votes	0	.0%
Number Under Votes	97	13.60%
.....		
Total Votes	713	

Total Votes 713

**VOL 50 PAGE 1694**

JUDGE, CRT OF CRIMINAL APPEALS, PLACE 2  
 REP-LAWRENCE "LARRY" MEYERS 360 50.49%  
 LIB-QUANAH PARKER 62 8.69%  
 Number Over Votes 0 .0%  
 Number Under Votes 291 40.81%  
 .....  
 Total Votes 713

JUDGE, CRT OF CRIMINAL APPEALS, PLACE 5  
 REP-CHERYL JOHNSON 376 52.73%  
 LIB-TOM OXFORD 45 6.31%  
 Number Over Votes 0 .0%  
 Number Under Votes 292 40.95%  
 .....  
 Total Votes 713

JUDGE, CRT OF CRIMINAL APPEALS, PLACE 6  
 REP-MICHAEL E. KEASLER 306 42.91%  
 DEM-J.R. MOLINA 307 43.05%  
 Number Over Votes 0 .0%  
 Number Under Votes 100 14.02%  
 .....  
 Total Votes 713

MEMBER, STATE BOARD OF EDUCATION, DST. 8  
 REP-BARBARA CARGILL 351 49.22%  
 Number Over Votes 0 .0%  
 Number Under Votes 362 50.77%  
 .....  
 Total Votes 713

STATE REPRESENTATIVE, DISTRICT 18  
 REP-JOHN OTTO 257 36.04%  
 DEM-DAN ELLIS 413 57.92%  
 Number Over Votes 0 .0%  
 Number Under Votes 43 6.03%  
 .....  
 Total Votes 713

JUSTICE, 9TH COURT OF APPEALS DST. PL. 2  
 REP-CHARLES KREGER 354 49.64%  
 Number Over Votes 0 .0%  
 Number Under Votes 359 50.35%  
 .....  
 Total Votes 713

DIST. JUDGE, 411TH JUDICIAL DISTRICT  
 DEM-ROBERT H. TRAPP 431 60.44%  
 Number Over Votes 0 .0%  
 Number Under Votes 282 39.55%  
 .....  
 Total Votes 713

TAX ASSESSOR-COLLECTOR  
 DEM-MARION A "BID" SMITH 501 70.26%  
 LIB-TINA ANN CARTER 44 6.17%  
 Number Over Votes 0 .0%  
 Number Under Votes 168 23.56%  
 .....  
 Total Votes 713



Total Votes

713

**VOL 50 PAGE 1695**

SHERIFF

REP-KENNETH HAMMACK	402	56.38%
DEM-BILLY RAY NELSON	287	40.25%
Number Over Votes	0	.0%
Number Under Votes	24	3.36%
.....		
Total Votes	713	

COUNTY COMMISSIONER, PRECINCT NO.3

DEM-JAMES J "BUDDY" PURVIS	469	65.77%
Number Over Votes	0	.0%
Number Under Votes	244	34.22%
.....		
Total Votes	713	

CONSTABLE, PRECINCT NO.3

DEM-ANTHONY "RAY" MYERS	484	67.88%
Number Over Votes	0	.0%
Number Under Votes	229	32.11%
.....		
Total Votes	713	



011 PRECINCT 11 (ABS)

POLK COUNTY, TEXAS  
GENERAL ELECTION NOVEMBER 2, 2004

Total Number Voting 78

STRAIGHT PARTY

REP-REPUBLICAN PARTY	27	34.61%
DEM-DEMOCRATIC PARTY	11	14.10%
LIB-LIBERTARIAN PARTY	0	. 0%
Number Over Votes	0	. 0%
Number Under Votes	40	51.28%
.....		
Total Votes	78	

PRESIDENT-VICE PRESIDENT

REP-BUSH/CHENEY	59	75.64%
DEM-KERRY/EDWARDS	19	24.35%
LIB-BADNARIK/CAMPAGNA	0	. 0%
Write In	0	. 0%
Number Over Votes	0	. 0%
Number Under Votes	0	. 0%
.....		
Total Votes	78	

UNITED STATES REPRESENTATIVE, DST. 8

REP-KEVIN BRADY	48	61.53%
DEM-JAMES "JIM" WRIGHT	24	30.76%
LIB-PAUL HANSEN	2	2.56%
Number Over Votes	0	. 0%
Number Under Votes	4	5.12%
.....		
Total Votes	78	

RAILROAD COMMISSIONER

REP-VICTOR G. CARRILLO	48	61.53%
DEM-BOB SCARBOROUGH	21	26.92%
LIB-ANTHONY GARCIA	5	6.41%
Number Over Votes	0	. 0%
Number Under Votes	4	5.12%
.....		
Total Votes	78	

JUSTICE, SUPREME COURT, PLACE 3

REP-HARRIET D'NEILL	58	74.35%
Number Over Votes	0	. 0%
Number Under Votes	20	25.64%
.....		
Total Votes	78	

JUSTICE, SUPREME COURT, PLACE 5

REP-PAUL GREEN	57	73.07%
Number Over Votes	0	. 0%
Number Under Votes	21	26.92%
.....		
Total Votes	78	

JUSTICE, SUPREME COURT, PLACE 9

REP-SCOTT BRISTER	52	66.66%
DEM-DAVID VAN OS	21	26.92%
Number Over Votes	0	. 0%
Number Under Votes	5	6.41%
.....		
Total Votes	78	

JUDGE, CRT OF CRIMINAL APPEALS, PLACE 2  
 REP-LAWRENCE "LARRY" MEYERS 56 71.79%  
 LIB-QUANAH PARKER 5 6.41%  
 Number Over Votes 0 . 0%  
 Number Under Votes 17 21.79%  
 .....  
 Total Votes 78

JUDGE, CRT OF CRIMINAL APPEALS, PLACE 5  
 REP-CHERYL JOHNSON 57 73.07%  
 LIB-TOM OXFORD 4 5.12%  
 Number Over Votes 0 . 0%  
 Number Under Votes 17 21.79%  
 .....  
 Total Votes 78

JUDGE, CRT OF CRIMINAL APPEALS, PLACE 6  
 REP-MICHAEL E. KEASLER 52 66.66%  
 DEM-J. R. MOLINA 20 25.64%  
 Number Over Votes 0 . 0%  
 Number Under Votes 6 7.69%  
 .....  
 Total Votes 78

MEMBER, STATE BOARD OF EDUCATION, DST. 8  
 REP-BARBARA CARGILL 55 70.51%  
 Number Over Votes 0 . 0%  
 Number Under Votes 23 29.48%  
 .....  
 Total Votes 78

STATE REPRESENTATIVE, DISTRICT 18  
 REP-JOHN OTTO 42 53.84%  
 DEM-DAN ELLIS 35 44.87%  
 Number Over Votes 0 . 0%  
 Number Under Votes 1 1.28%  
 .....  
 Total Votes 78

JUSTICE, 9TH COURT OF APPEALS DST. PL. 2  
 REP-CHARLES KREGER 59 75.64%  
 Number Over Votes 0 . 0%  
 Number Under Votes 19 24.35%  
 .....  
 Total Votes 78

DIST. JUDGE, 411TH JUDICIAL DISTRICT  
 DEM-ROBERT H. TRAPP 40 51.28%  
 Number Over Votes 0 . 0%  
 Number Under Votes 38 48.71%  
 .....  
 Total Votes 78

TAX ASSESSOR-COLLECTOR  
 DEM-MARION A "BID" SMITH 44 56.41%  
 LIB-TINA ANN CARTER 5 6.41%  
 Number Over Votes 0 . 0%  
 Number Under Votes 29 37.17%  
 .....  
 Total Votes 78

SHERIFF

SHERIFF

REP-KENNETH HAMMACK	56	71.79%
DEM-BILLY RAY NELSON	21	26.92%
Number Over Votes	0	.0%
Number Under Votes	1	1.28%
.....		
Total Votes	78	

COUNTY COMMISSIONER, PRECINCT NO. 3

DEM-JAMES J "BUDDY" PURVIS	39	50.00%
Number Over Votes	0	.0%
Number Under Votes	39	50.00%
.....		
Total Votes	78	

CONSTABLE, PRECINCT NO. 3

DEM-ANTHONY "RAY" MYERS	37	47.43%
Number Over Votes	0	.0%
Number Under Votes	41	52.56%
.....		
Total Votes	78	



012 PRECINCT 12 (ABS)

POLK COUNTY, TEXAS  
 GENERAL ELECTION NOVEMBER 2, 2004

Total Number Voting 9

STRAIGHT PARTY

REP-REPUBLICAN PARTY	1	11.11%
DEM-DEMOCRATIC PARTY	3	33.33%
LIB-LIBERTARIAN PARTY	0	. 0%
Number Over Votes	0	. 0%
Number Under Votes	5	55.55%

.....  
 Total Votes 9

PRESIDENT-VICE PRESIDENT

REP-BUSH/CHENEY	3	33.33%
DEM-KERRY/EDWARDS	6	66.66%
LIB-BADNARIK/CAMPAGNA	0	. 0%
Write In	0	. 0%
Number Over Votes	0	. 0%
Number Under Votes	0	. 0%

.....  
 Total Votes 9

UNITED STATES REPRESENTATIVE, DST. 8

REP-KEVIN BRADY	6	66.66%
DEM-JAMES "JIM" WRIGHT	3	33.33%
LIB-PAUL HANSEN	0	. 0%
Number Over Votes	0	. 0%
Number Under Votes	0	. 0%

.....  
 Total Votes 9

RAILROAD COMMISSIONER

REP-VICTOR G. CARRILLO	3	33.33%
DEM-BOB SCARBOROUGH	6	66.66%
LIB-ANTHONY GARCIA	0	. 0%
Number Over Votes	0	. 0%
Number Under Votes	0	. 0%

.....  
 Total Votes 9

JUSTICE, SUPREME COURT, PLACE 3

REP-HARRIET O'NEILL	5	55.55%
Number Over Votes	0	. 0%
Number Under Votes	4	44.44%

.....  
 Total Votes 9

JUSTICE, SUPREME COURT, PLACE 5

REP-PAUL GREEN	5	55.55%
Number Over Votes	0	. 0%
Number Under Votes	4	44.44%

.....  
 Total Votes 9

JUSTICE, SUPREME COURT, PLACE 9

REP-SCOTT BRISTER	4	44.44%
DEM-DAVID VAN OS	5	55.55%
Number Over Votes	0	. 0%
Number Under Votes	0	. 0%

.....  
 Total Votes 9

.....  
Total Votes 9

**VOL 50 PAGE 1702**

JUDGE, CRT OF CRIMINAL APPEALS, PLACE 2  
REP-LAWRENCE "LARRY" MEYERS 6 66.66%  
LIB-QUANAH PARKER 1 11.11%  
Number Over Votes 0 . 0%  
Number Under Votes 2 22.22%  
.....  
Total Votes 9

JUDGE, CRT OF CRIMINAL APPEALS, PLACE 5  
REP-CHERYL JOHNSON 5 55.55%  
LIB-TOM OXFORD 1 11.11%  
Number Over Votes 0 . 0%  
Number Under Votes 3 33.33%  
.....  
Total Votes 9

JUDGE, CRT OF CRIMINAL APPEALS, PLACE 6  
REP-MICHAEL E. KEASLER 3 33.33%  
DEM-J. R. MOLINA 6 66.66%  
Number Over Votes 0 . 0%  
Number Under Votes 0 . 0%  
.....  
Total Votes 9

MEMBER, STATE BOARD OF EDUCATION, DST. 8  
REP-BARBARA CARGILL 5 55.55%  
Number Over Votes 0 . 0%  
Number Under Votes 4 44.44%  
.....  
Total Votes 9

STATE REPRESENTATIVE, DISTRICT 18  
REP-JOHN OTTO 3 33.33%  
DEM-DAN ELLIS 6 66.66%  
Number Over Votes 0 . 0%  
Number Under Votes 0 . 0%  
.....  
Total Votes 9

JUSTICE, 9TH COURT OF APPEALS DST.PL.2  
REP-CHARLES KREGER 5 55.55%  
Number Over Votes 0 . 0%  
Number Under Votes 4 44.44%  
.....  
Total Votes 9

DIST. JUDGE, 411TH JUDICIAL DISTRICT  
DEM-ROBERT H. TRAPP 5 55.55%  
Number Over Votes 0 . 0%  
Number Under Votes 4 44.44%  
.....  
Total Votes 9

TAX ASSESSOR-COLLECTOR  
DEM-MARION A "BID" SMITH 5 55.55%  
LIB-TINA ANN CARTER 0 . 0%  
Number Over Votes 0 . 0%  
Number Under Votes 4 44.44%  
.....  
Total Votes 9



.....

Total Votes 9

SHERIFF

REP-KENNETH HAMMACK	6	66.66%
DEM-BILLY RAY NELSON	2	22.22%
Number Over Votes	0	. 0%
Number Under Votes	1	11.11%

.....

Total Votes 9

COUNTY COMMISSIONER, PRECINCT NO.3

DEM-JAMES J "BUDDY" PURVIS	4	44.44%
Number Over Votes	0	. 0%
Number Under Votes	5	55.55%

.....

Total Votes 9

CONSTABLE, PRECINCT NO.3

DEM-ANTHONY "RAY" MYERS	4	44.44%
Number Over Votes	0	. 0%
Number Under Votes	5	55.55%

.....

Total Votes 9



013 PRECINCT 13 (ABS)

**POLK COUNTY, TEXAS  
GENERAL ELECTION NOVEMBER 2, 2004**

Total Number Voting 35

**STRAIGHT PARTY**

REP-REPUBLICAN PARTY	6	17.14%
DEM-DEMOCRATIC PARTY	7	20.00%
LIB-LIBERTARIAN PARTY	0	. 0%
Number Over Votes	0	. 0%
Number Under Votes	22	62.85%

.....  
Total Votes 35

**PRESIDENT-VICE PRESIDENT**

REP-BUSH/CHENEY	25	71.42%
DEM-KERRY/EDWARDS	10	28.57%
LIB-BADNARIK/CAMPAGNA	0	. 0%
Write In	0	. 0%
Number Over Votes	0	. 0%
Number Under Votes	0	. 0%

.....  
Total Votes 35

**UNITED STATES REPRESENTATIVE, DST. 8**

REP-KEVIN BRADY	19	54.28%
DEM-JAMES "JIM" WRIGHT	11	31.42%
LIB-PAUL HANSEN	3	8.57%
Number Over Votes	0	. 0%
Number Under Votes	2	5.71%

.....  
Total Votes 35

**RAILROAD COMMISSIONER**

REP-VICTOR G. CARRILLO	16	45.71%
DEM-BOB SCARBOROUGH	14	40.00%
LIB-ANTHONY GARCIA	2	5.71%
Number Over Votes	0	. 0%
Number Under Votes	3	8.57%

.....  
Total Votes 35

**JUSTICE, SUPREME COURT, PLACE 3**

REP-HARRIET O'NEILL	22	62.85%
Number Over Votes	0	. 0%
Number Under Votes	13	37.14%

.....  
Total Votes 35

**JUSTICE, SUPREME COURT, PLACE 5**

REP-PAUL GREEN	22	62.85%
Number Over Votes	0	. 0%
Number Under Votes	13	37.14%

.....  
Total Votes 35

**JUSTICE, SUPREME COURT, PLACE 9**

REP-SCOTT BRISTER	19	54.28%
DEM-DAVID VAN OS	13	37.14%
Number Over Votes	0	. 0%
Number Under Votes	3	8.57%

.....  
Total Votes 35

**VOL 50 PAGE 1706**

## JUDGE, CRT OF CRIMINAL APPEALS, PLACE 2

REP-LAWRENCE "LARRY" MEYERS	19	54.28%
LIB-QUANAH PARKER	6	17.14%
Number Over Votes	0	.0%
Number Under Votes	10	28.57%

.....

Total Votes	35	
-------------	----	--

## JUDGE, CRT OF CRIMINAL APPEALS, PLACE 5

REP-CHERYL JOHNSON	23	65.71%
LIB-TOM OXFORD	2	5.71%
Number Over Votes	0	.0%
Number Under Votes	10	28.57%

.....

Total Votes	35	
-------------	----	--

## JUDGE, CRT OF CRIMINAL APPEALS, PLACE 6

REP-MICHAEL E. KEASLER	20	57.14%
DEM-J. R. MOLINA	12	34.28%
Number Over Votes	0	.0%
Number Under Votes	3	8.57%

.....

Total Votes	35	
-------------	----	--

## MEMBER, STATE BOARD OF EDUCATION, DST. 8

REP-BARBARA CARGILL	21	60.00%
Number Over Votes	0	.0%
Number Under Votes	14	40.00%

.....

Total Votes	35	
-------------	----	--

## STATE REPRESENTATIVE, DISTRICT 18

REP-JOHN OTTO	17	48.57%
DEM-DAN ELLIS	17	48.57%
Number Over Votes	0	.0%
Number Under Votes	1	2.85%

.....

Total Votes	35	
-------------	----	--

## JUSTICE, 9TH COURT OF APPEALS DST. PL. 2

REP-CHARLES KREGER	22	62.85%
Number Over Votes	0	.0%
Number Under Votes	13	37.14%

.....

Total Votes	35	
-------------	----	--

## DIST. JUDGE, 411TH JUDICIAL DISTRICT

DEM-ROBERT H. TRAPP	25	71.42%
Number Over Votes	0	.0%
Number Under Votes	10	28.57%

.....

Total Votes	35	
-------------	----	--

## TAX ASSESSOR-COLLECTOR

DEM-MARION A "BID" SMITH	32	91.42%
LIB-TINA ANN CARTER	2	5.71%
Number Over Votes	0	.0%
Number Under Votes	1	2.85%

.....

Total Votes	35	
-------------	----	--

.....  
Total Votes 35

**VOL 50 PAGE 1707**

SHERIFF

REP-KENNETH HAMMACK	21	60.00%
DEM-BILLY RAY NELSON	14	40.00%
Number Over Votes	0	. 0%
Number Under Votes	0	. 0%

.....  
Total Votes 35

CONSTABLE, PRECINCT NO. 4

DEM-EDGAR "MARVIN" TAYLOR	29	82.85%
Number Over Votes	0	. 0%
Number Under Votes	6	17.14%

.....  
Total Votes 35

TOTAL BALLOTS CAST 35

TOTAL TYPE 1 BALLOTS 35



014 PRECINCT 14 (ABS)

POLK COUNTY, TEXAS  
GENERAL ELECTION NOVEMBER 2, 2004

Total Number Voting 156

STRAIGHT PARTY

REP--REPUBLICAN PARTY	35	22.43%
DEM--DEMOCRATIC PARTY	22	14.10%
LIB--LIBERTARIAN PARTY	0	.0%
Number Over Votes	0	.0%
Number Under Votes	99	63.46%
.....		
Total Votes	156	

PRESIDENT--VICE PRESIDENT

REP--BUSH/CHENEY	109	69.87%
DEM--KERRY/EDWARDS	44	28.20%
LIB--BADNARIK/CAMPAGNA	1	.64%
Write In	1	.64%
Number Over Votes	0	.0%
Number Under Votes	1	.64%
.....		
Total Votes	156	

UNITED STATES REPRESENTATIVE, DST. 8

REP--KEVIN BRADY	85	54.48%
DEM--JAMES "JIM" WRIGHT	57	36.53%
LIB--PAUL HANSEN	0	.0%
Number Over Votes	0	.0%
Number Under Votes	14	8.97%
.....		
Total Votes	156	

RAILROAD COMMISSIONER

REP--VICTOR G. CARRILLO	82	52.56%
DEM--BOB SCARBOROUGH	56	35.89%
LIB--ANTHONY GARCIA	2	1.28%
Number Over Votes	0	.0%
Number Under Votes	16	10.25%
.....		
Total Votes	156	

JUSTICE, SUPREME COURT, PLACE 3

REP--HARRIET O'NEILL	101	64.74%
Number Over Votes	0	.0%
Number Under Votes	55	35.25%
.....		
Total Votes	156	

JUSTICE, SUPREME COURT, PLACE 5

REP--PAUL GREEN	100	64.10%
Number Over Votes	0	.0%
Number Under Votes	56	35.89%
.....		
Total Votes	156	

JUSTICE, SUPREME COURT, PLACE 9

REP--SCOTT BRISTER	90	57.69%
DEM--DAVID VAN OS	52	33.33%
Number Over Votes	0	.0%
Number Under Votes	14	8.97%
.....		
Total Votes	156	

Total Votes 156

JUDGE, CRT OF CRIMINAL APPEALS, PLACE 2

REP-LAWRENCE "LARRY" MEYERS	100	64.10%
LIB-QUANAH PARKER	15	9.61%
Number Over Votes	0	.0%
Number Under Votes	41	26.28%
.....		
Total Votes	156	

JUDGE, CRT OF CRIMINAL APPEALS, PLACE 5

REP-CHERYL JOHNSON	105	67.30%
LIB-TOM OXFORD	9	5.76%
Number Over Votes	0	.0%
Number Under Votes	42	26.92%
.....		
Total Votes	156	

JUDGE, CRT OF CRIMINAL APPEALS, PLACE 6

REP-MICHAEL E. KEASLER	87	55.76%
DEM-J.R. MOLINA	52	33.33%
Number Over Votes	0	.0%
Number Under Votes	17	10.89%
.....		
Total Votes	156	

MEMBER, STATE BOARD OF EDUCATION, DST. 8

REP-BARBARA CARGILL	95	60.89%
Number Over Votes	0	.0%
Number Under Votes	61	39.10%
.....		
Total Votes	156	

STATE REPRESENTATIVE, DISTRICT 10

REP-JOHN OTTO	89	57.05%
DEM-DAN ELLIS	64	41.02%
Number Over Votes	0	.0%
Number Under Votes	3	1.92%
.....		
Total Votes	156	

JUSTICE, 9TH COURT OF APPEALS DST. PL. 2

REP-CHARLES KREGER	103	66.02%
Number Over Votes	0	.0%
Number Under Votes	53	33.97%
.....		
Total Votes	156	

DIST. JUDGE, 411TH JUDICIAL DISTRICT

DEM-ROBERT H. TRAPP	88	56.41%
Number Over Votes	0	.0%
Number Under Votes	68	43.58%
.....		
Total Votes	156	

TAX ASSESSOR-COLLECTOR

DEM-MARION A "BID" SMITH	107	68.58%
LIB-TINA ANN CARTER	10	6.41%
Number Over Votes	0	.0%
Number Under Votes	39	25.00%
.....		
Total Votes	156	



SHERIFF

REP-KENNETH HANBACK	99	63.46%
DEM-BILLY RAY NELSON	57	36.53%
Number Over Votes	0	.0%
Number Under Votes	0	.0%
.....		
Total Votes	156	

CONSTABLE, PRECINCT NO.4

DEM-EDGAR "MARVIN" TAYLOR	90	57.69%
Number Over Votes	0	.0%
Number Under Votes	66	42.30%
.....		
Total Votes	156	

TOTAL BALLOTS CAST 156

TOTAL TYPE 3 BALLOTS 156



015 PRECINCT 15 (ABS)

POLK COUNTY, TEXAS  
GENERAL ELECTION NOVEMBER 2, 2004

Total Number Voting 237

STRAIGHT PARTY

REP-REPUBLICAN PARTY	52	21.94%
DEM-DEMOCRATIC PARTY	44	18.56%
LIB-LIBERTARIAN PARTY	1	.42%
Number Over Votes	0	.0%
Number Under Votes	140	59.07%
.....		
Total Votes	237	

PRESIDENT-VICE PRESIDENT

REP-BUSH/CHENEY	162	68.35%
DEM-KERRY/EDWARDS	72	30.37%
LIB-BADNARIK/CAMPAGNA	2	.84%
Write In	0	.0%
Number Over Votes	0	.0%
Number Under Votes	1	.42%
.....		
Total Votes	237	

UNITED STATES REPRESENTATIVE, DST. 8

REP-KEVIN BRADY	124	52.32%
DEM-JAMES "JIM" WRIGHT	93	39.24%
LIB-PAUL HANSEN	6	2.53%
Number Over Votes	0	.0%
Number Under Votes	14	5.90%
.....		
Total Votes	237	

RAILROAD COMMISSIONER

REP-VICTOR G. CARRILLO	121	51.05%
DEM-BOB SCARBOROUGH	91	38.39%
LIB-ANTHONY GARCIA	9	3.79%
Number Over Votes	0	.0%
Number Under Votes	16	6.75%
.....		
Total Votes	237	

JUSTICE, SUPREME COURT, PLACE 3

REP-HARRIET O'NEILL	150	63.29%
Number Over Votes	0	.0%
Number Under Votes	87	36.70%
.....		
Total Votes	237	

JUSTICE, SUPREME COURT, PLACE 5

REP-PAUL GREEN	148	62.44%
Number Over Votes	0	.0%
Number Under Votes	89	37.55%
.....		
Total Votes	237	

JUSTICE, SUPREME COURT, PLACE 9

REP-SCOTT BRISTER	129	54.43%
DEM-DAVID VAN OS	83	35.02%
Number Over Votes	0	.0%
Number Under Votes	25	10.54%
.....		
Total Votes	237	

JUDGE, CRT OF CRIMINAL APPEALS, PLACE 2  
 REP-LAWRENCE "LARRY" MEYERS 144 60.75%  
 LIB-QUANAH PARKER 29 12.23%  
 Number Over Votes 0 .0%  
 Number Under Votes 64 27.00%  
 .....  
 Total Votes 237

JUDGE, CRT OF CRIMINAL APPEALS, PLACE 5  
 REP-CHERYL JOHNSON 148 62.44%  
 LIB-TOM OXFORD 25 10.54%  
 Number Over Votes 0 .0%  
 Number Under Votes 64 27.00%  
 .....  
 Total Votes 237

JUDGE, CRT OF CRIMINAL APPEALS, PLACE 6  
 REP-MICHAEL E. KEASLER 129 54.43%  
 DEM-J.R. MOLINA 80 33.75%  
 Number Over Votes 0 .0%  
 Number Under Votes 28 11.81%  
 .....  
 Total Votes 237

MEMBER, STATE BOARD OF EDUCATION, DST. 8  
 REP-BARBARA CARGILL 144 60.75%  
 Number Over Votes 0 .0%  
 Number Under Votes 93 39.24%  
 .....  
 Total Votes 237

STATE REPRESENTATIVE, DISTRICT 18  
 REP-JOHN OTTO 121 51.05%  
 DEM-DAN ELLIS 106 44.72%  
 Number Over Votes 0 .0%  
 Number Under Votes 10 4.21%  
 .....  
 Total Votes 237

JUSTICE, 9TH COURT OF APPEALS DST. PL. 2  
 REP-CHARLES KREGER 146 61.60%  
 Number Over Votes 0 .0%  
 Number Under Votes 91 38.39%  
 .....  
 Total Votes 237

DIST. JUDGE, 411TH JUDICIAL DISTRICT  
 DEM-ROBERT H. TRAPP 153 64.55%  
 Number Over Votes 0 .0%  
 Number Under Votes 64 35.44%  
 .....  
 Total Votes 237

TAX ASSESSOR-COLLECTOR  
 DEM-MARION A "BID" SMITH 170 71.72%  
 LIB-TINA ANN CARTER 21 8.86%  
 Number Over Votes 0 .0%  
 Number Under Votes 46 19.40%  
 .....  
 Total Votes 237

Number Under Votes

46

19.40%

.....  
Total Votes

237

**VOL 50 PAGE 1715**

SHERIFF

REP-KENNETH HAMMACK

136

57.38%

DEM-BILLY RAY NELSON

92

38.81%

Number Over Votes

0

.0%

Number Under Votes

9

3.79%

.....  
Total Votes

237

CONSTABLE, PRECINCT NO.4

DEM-EDGAR "MARVIN" TAYLOR

156

65.82%

Number Over Votes

0

.0%

Number Under Votes

81

34.17%

.....  
Total Votes

237

TOTAL BALLOTS CAST

237

TOTAL TYPE 1 BALLOTS

237



016 PRECINCT 16 (ABS)

POLK COUNTY, TEXAS  
 GENERAL ELECTION NOVEMBER 2, 2004

Total Number Voting 1321

STRAIGHT PARTY

REP-REPUBLICAN PARTY	299	22.63%
DEM-DEMOCRATIC PARTY	150	11.35%
LIB-LIBERTARIAN PARTY	5	.37%
Number Over Votes	0	.0%
Number Under Votes	867	65.63%
.....		
Total Votes	1321	

PRESIDENT-VICE PRESIDENT

REP-BUSH/CHENEY	988	74.79%
DEM-KERRY/EDWARDS	313	23.69%
LIB-BADNARIK/CAMPAGNA	6	.45%
Write In	1	.7%
Number Over Votes	0	.0%
Number Under Votes	13	.98%
.....		
Total Votes	1321	

UNITED STATES REPRESENTATIVE, DST. 8

REP-KEVIN BRADY	813	61.54%
DEM-JAMES "JIM" WRIGHT	398	30.12%
LIB-PAUL HANSEN	19	1.43%
Number Over Votes	0	.0%
Number Under Votes	91	6.88%
.....		
Total Votes	1321	

RAILROAD COMMISSIONER

REP-VICTOR G. CARRILLO	729	55.18%
DEM-BOB SCARBOROUGH	437	33.08%
LIB-ANTHONY GARCIA	27	2.04%
Number Over Votes	0	.0%
Number Under Votes	128	9.68%
.....		
Total Votes	1321	

JUSTICE, SUPREME COURT, PLACE 3

REP-HARRIET O'NEILL	888	67.22%
Number Over Votes	0	.0%
Number Under Votes	433	32.77%
.....		
Total Votes	1321	

JUSTICE, SUPREME COURT, PLACE 5

REP-PAUL GREEN	872	66.01%
Number Over Votes	0	.0%
Number Under Votes	449	33.98%
.....		
Total Votes	1321	

JUSTICE, SUPREME COURT, PLACE 9

REP-SCOTT BRISTER	824	62.37%
DEM-DAVID VAN OS	340	25.73%
Number Over Votes	0	.0%
Number Under Votes	157	11.88%
.....		
Total Votes	1321	

VOL 50 PAGE 1718

JUDGE, CRT OF CRIMINAL APPEALS, PLACE 2		
REP-LAWRENCE "LARRY" MEYERS	877	66.38%
LIB-QUANAH PARKER	109	8.25%
Number Over Votes	0	.0%
Number Under Votes	335	25.35%
.....		
Total Votes	1321	

JUDGE, CRT OF CRIMINAL APPEALS, PLACE 5		
REP-CHERYL JOHNSON	899	68.05%
LIB-TOM OXFORD	100	7.57%
Number Over Votes	0	.0%
Number Under Votes	322	24.37%
.....		
Total Votes	1321	

JUDGE, CRT OF CRIMINAL APPEALS, PLACE 6		
REP-MICHAEL E. KEASLER	811	61.39%
DEM-J.R. MOLINA	331	25.05%
Number Over Votes	0	.0%
Number Under Votes	179	13.55%
.....		
Total Votes	1321	

MEMBER, STATE BOARD OF EDUCATION, DST. 8		
REP-BARBARA CARGILL	865	65.48%
Number Over Votes	0	.0%
Number Under Votes	456	34.51%
.....		
Total Votes	1321	

STATE REPRESENTATIVE, DISTRICT 18		
REP-JOHN OTTO	735	55.63%
DEM-DAN ELLIS	555	42.01%
Number Over Votes	0	.0%
Number Under Votes	31	2.34%
.....		
Total Votes	1321	

JUSTICE, 9TH COURT OF APPEALS DST. PL. 2		
REP-CHARLES KREGER	895	67.75%
Number Over Votes	0	.0%
Number Under Votes	426	32.24%
.....		
Total Votes	1321	

DIST. JUDGE, 411TH JUDICIAL DISTRICT		
DEM-ROBERT H. TRAPP	754	57.07%
Number Over Votes	0	.0%
Number Under Votes	567	42.92%
.....		
Total Votes	1321	

TAX ASSESSOR-COLLECTOR		
DEM-MARION A "BID" SMITH	923	69.87%
LIB-TINA ANN CARTER	112	8.47%
Number Over Votes	0	.0%
Number Under Votes	286	21.65%
.....		
Total Votes	1321	



Total Votes

1321

**VOL 50 PAGE 1719**

SHERIFF

REP-KENNETH HAMMACK	894	67.67%
DEM-BILLY RAY NELSON	415	31.41%
Number Over Votes	0	.0%
Number Under Votes	12	.90%
.....		
Total Votes	1321	

CONSTABLE, PRECINCT NO.4

DEM-EDGAR "MARVIN" TAYLOR	756	57.22%
Number Over Votes	0	.0%
Number Under Votes	565	42.77%
.....		
Total Votes	1321	

TOTAL BALLOTS CAST 1321

TOTAL TYPE 1 BALLOTS 1321



017 PRECINCT 17 (ABS)

**POLK COUNTY, TEXAS  
GENERAL ELECTION NOVEMBER 2, 2004**

Total Number Voting 234

STRAIGHT PARTY

REP-REPUBLICAN PARTY	47	20.08%
DEM-DEMOCRATIC PARTY	38	16.23%
LIB-LIBERTARIAN PARTY	0	.0%
Number Over Votes	0	.0%
Number Under Votes	149	63.67%
.....		
Total Votes	234	

PRESIDENT-VICE PRESIDENT

REP-BUSH/CHENEY	163	69.65%
DEM-KERRY/EDWARDS	64	27.35%
LIB-BADNARIK/CAMPAGNA	1	.42%
Write In	1	.42%
Number Over Votes	0	.0%
Number Under Votes	5	2.13%
.....		
Total Votes	234	

UNITED STATES REPRESENTATIVE, DST. B

REP-KEVIN BRADY	142	60.68%
DEM-JAMES "JIM" WRIGHT	74	31.62%
LIB-PAUL HANSEN	5	2.13%
Number Over Votes	0	.0%
Number Under Votes	13	5.55%
.....		
Total Votes	234	

RAILROAD COMMISSIONER

REP-VICTOR G. CARRILLO	119	50.85%
DEM-BOB SCARBOROUGH	86	36.75%
LIB-ANTHONY GARCIA	10	4.27%
Number Over Votes	0	.0%
Number Under Votes	19	8.11%
.....		
Total Votes	234	

JUSTICE, SUPREME COURT, PLACE 3

REP-HARRIET O'NEILL	162	69.23%
Number Over Votes	0	.0%
Number Under Votes	72	30.76%
.....		
Total Votes	234	

JUSTICE, SUPREME COURT, PLACE 5

REP-PAUL GREEN	159	67.94%
Number Over Votes	0	.0%
Number Under Votes	75	32.05%
.....		
Total Votes	234	

JUSTICE, SUPREME COURT, PLACE 9

REP-SCOTT BRISTER	146	62.39%
DEM-DAVID VAN OS	67	28.63%
Number Over Votes	0	.0%
Number Under Votes	21	8.97%
.....		
Total Votes	234	

## VOL 50 PAGE 1722

JUDGE, CRT OF CRIMINAL APPEALS, PLACE 2		
REP-LAWRENCE "LARRY" MEYERS	151	64.52%
LIB-QUANAH PARKER	30	12.82%
Number Over Votes	0	.0%
Number Under Votes	53	22.64%
.....		
Total Votes	234	
JUDGE, CRT OF CRIMINAL APPEALS, PLACE 5		
REP-CHERYL JOHNSON	162	69.23%
LIB-TOM OXFORD	16	6.83%
Number Over Votes	0	.0%
Number Under Votes	56	23.93%
.....		
Total Votes	234	
JUDGE, CRT OF CRIMINAL APPEALS, PLACE 6		
REP-MICHAEL E. KEASLER	145	61.96%
DEM-J. R. MOLINA	68	29.05%
Number Over Votes	0	.0%
Number Under Votes	21	8.97%
.....		
Total Votes	234	
MEMBER, STATE BOARD OF EDUCATION, DST. 8		
REP-BARBARA CARGILL	156	66.66%
Number Over Votes	0	.0%
Number Under Votes	78	33.33%
.....		
Total Votes	234	
STATE REPRESENTATIVE, DISTRICT 18		
REP-JOHN OTTO	118	50.42%
DEM-DAN ELLIS	106	45.29%
Number Over Votes	0	.0%
Number Under Votes	10	4.27%
.....		
Total Votes	234	
JUSTICE, 9TH COURT OF APPEALS DST. PL. 2		
REP-CHARLES KREGER	160	68.37%
Number Over Votes	0	.0%
Number Under Votes	74	31.62%
.....		
Total Votes	234	
DIST. JUDGE, 411TH JUDICIAL DISTRICT		
DEM-ROBERT H. TRAPP	125	53.41%
Number Over Votes	0	.0%
Number Under Votes	109	46.58%
.....		
Total Votes	234	
TAX ASSESSOR-COLLECTOR		
DEM-MARION A "BID" SMITH	152	64.95%
LIB-TINA ANN CARTER	23	9.82%
Number Over Votes	0	.0%
Number Under Votes	59	25.21%
.....		
Total Votes	234	

## VOL 50 PAGE 1723

## SHERIFF

REP-KENNETH HAMMACK	128	54.70%
DEM-BILLY RAY NELSON	100	42.73%
Number Over Votes	0	.0%
Number Under Votes	6	2.56%
.....		
Total Votes	234	

## CONSTABLE, PRECINCT NO.2

DEM-WILLIAM R CUNNINGHAM	112	47.86%
Number Over Votes	0	.0%
Number Under Votes	122	52.13%
.....		
Total Votes	234	



018 PRECINCT 18 (ABS)

POLK COUNTY, TEXAS  
GENERAL ELECTION NOVEMBER 2, 2004

Total Number Voting 207

STRAIGHT PARTY

REP-REPUBLICAN PARTY	34	16.42%
DEM-DEMOCRATIC PARTY	95	45.89%
LIB-LIBERTARIAN PARTY	2	.96%
Number Over Votes	0	.0%
Number Under Votes	76	36.71%
.....		
Total Votes	207	

PRESIDENT-VICE PRESIDENT

REP-BUSH/CHENEY	81	39.13%
DEM-KERRY/EDWARDS	120	57.97%
LIB-BADNARIK/CAMPAGNA	1	.48%
Write In	1	.48%
Number Over Votes	0	.0%
Number Under Votes	4	1.93%
.....		
Total Votes	207	

UNITED STATES REPRESENTATIVE, DST. 8

REP-KEVIN BRADY	70	33.81%
DEM-JAMES "JIM" WRIGHT	127	61.35%
LIB-PAUL HANSEN	0	.0%
Number Over Votes	0	.0%
Number Under Votes	10	4.83%
.....		
Total Votes	207	

RAILROAD COMMISSIONER

REP-VICTOR G. CARRILLO	58	28.01%
DEM-BOB SCARBOROUGH	133	64.25%
LIB-ANTHONY GARCIA	3	1.44%
Number Over Votes	0	.0%
Number Under Votes	13	6.28%
.....		
Total Votes	207	

JUSTICE, SUPREME COURT, PLACE 3

REP-HARRIET O'NEILL	77	37.19%
Number Over Votes	0	.0%
Number Under Votes	130	62.80%
.....		
Total Votes	207	

JUSTICE, SUPREME COURT, PLACE 5

REP-PAUL GREEN	73	35.26%
Number Over Votes	0	.0%
Number Under Votes	134	64.73%
.....		
Total Votes	207	

JUSTICE, SUPREME COURT, PLACE 9

REP-SCOTT BRISTER	67	32.36%
DEM-DAVID VAN OS	118	57.00%
Number Over Votes	0	.0%
Number Under Votes	22	10.62%
.....		
Total Votes	207	

**VOL 50 PAGE 1726**

JUDGE, CRT OF CRIMINAL APPEALS, PLACE 2  
 REP-LAWRENCE "LARRY" MEYERS 72 34.78%  
 LIB-QUANAH PARKER 19 9.17%  
 Number Over Votes 0 .0%  
 Number Under Votes 116 56.03%  
 .....  
 Total Votes 207

JUDGE, CRT OF CRIMINAL APPEALS, PLACE 5  
 REP-CHERYL JOHNSON 78 37.68%  
 LIB-TOM OXFORD 15 7.24%  
 Number Over Votes 0 .0%  
 Number Under Votes 114 55.07%  
 .....  
 Total Votes 207

JUDGE, CRT OF CRIMINAL APPEALS, PLACE 6  
 REP-MICHAEL E. KEASLER 70 33.81%  
 DEM-J.R. MOLINA 120 57.97%  
 Number Over Votes 0 .0%  
 Number Under Votes 17 8.21%  
 .....  
 Total Votes 207

MEMBER, STATE BOARD OF EDUCATION, DST. 8  
 REP-BARBARA CARGILL 78 37.68%  
 Number Over Votes 0 .0%  
 Number Under Votes 129 62.31%  
 .....  
 Total Votes 207

STATE REPRESENTATIVE, DISTRICT 18  
 REP-JOHN OTTO 57 27.53%  
 DEM-DAN ELLIS 142 68.59%  
 Number Over Votes 0 .0%  
 Number Under Votes 8 3.86%  
 .....  
 Total Votes 207

JUSTICE, 9TH COURT OF APPEALS DST.PL.2  
 REP-CHARLES KREGER 80 38.64%  
 Number Over Votes 0 .0%  
 Number Under Votes 127 61.35%  
 .....  
 Total Votes 207

DIST. JUDGE, 411TH JUDICIAL DISTRICT  
 DEM-ROBERT H. TRAPP 145 70.04%  
 Number Over Votes 0 .0%  
 Number Under Votes 62 29.95%  
 .....  
 Total Votes 207

TAX ASSESSOR-COLLECTOR  
 DEM-MARION A "BID" SMITH 158 76.32%  
 LIB-TINA ANN CARTER 11 5.31%  
 Number Over Votes 0 .0%  
 Number Under Votes 38 18.35%  
 .....  
 Total Votes 207



## SHERIFF

REP--KENNETH HAMMACK	77	37.19%
DEM--BILLY RAY NELSON	124	59.90%
Number Over Votes	0	.0%
Number Under Votes	6	2.89%
.....		
Total Votes	207	

## COUNTY COMMISSIONER, PRECINCT NO.3

DEM--JAMES J "BUDDY" PURVIS	145	70.04%
Number Over Votes	0	.0%
Number Under Votes	62	29.95%
.....		
Total Votes	207	

## CONSTABLE, PRECINCT NO.3

DEM--ANTHONY "RAY" MYERS	146	70.53%
Number Over Votes	0	.0%
Number Under Votes	61	29.46%
.....		
Total Votes	207	



019 PRECINCT 19 (ABS)

**POLK COUNTY, TEXAS**  
**GENERAL ELECTION NOVEMBER 2, 2004**

Total Number Voting 3194

STRAIGHT PARTY

REP-REPUBLICAN PARTY	1129	35.34%
DEM-DEMOCRATIC PARTY	430	13.46%
LIB-LIBERTARIAN PARTY	6	.18%
Number Over Votes	0	.0%
Number Under Votes	1629	51.00%
.....		
Total Votes	3194	

PRESIDENT-VICE PRESIDENT

REP-BUSH/CHENEY	2192	68.62%
DEM-KERRY/EDWARDS	970	30.36%
LIB-BADNARIK/CAMPAGNA	16	.50%
Write In	6	.18%
Number Over Votes	0	.0%
Number Under Votes	10	.31%
.....		
Total Votes	3194	

UNITED STATES REPRESENTATIVE, DST. 8

REP-KEVIN BRADY	1907	59.70%
DEM-JAMES "JIM" WRIGHT	879	27.52%
LIB-PAUL HANSEN	42	1.31%
Number Over Votes	0	.0%
Number Under Votes	366	11.45%
.....		
Total Votes	3194	

RAILROAD COMMISSIONER

REP-VICTOR G. CARRILLO	1734	54.28%
DEM-BOB SCARBOROUGH	772	24.17%
LIB-ANTHONY GARCIA	79	2.47%
Number Over Votes	0	.0%
Number Under Votes	609	19.06%
.....		
Total Votes	3194	

JUSTICE, SUPREME COURT, PLACE 3

REP-HARRIET O'NEILL	2024	63.36%
Number Over Votes	0	.0%
Number Under Votes	1170	36.63%
.....		
Total Votes	3194	

JUSTICE, SUPREME COURT, PLACE 5

REP-PAUL GREEN	2014	63.05%
Number Over Votes	0	.0%
Number Under Votes	1180	36.94%
.....		
Total Votes	3194	

JUSTICE, SUPREME COURT, PLACE 9

REP-SCOTT BRISTER	1857	58.14%
DEM-DAVID VAN OS	760	23.79%
Number Over Votes	0	.0%
Number Under Votes	577	18.06%
.....		
Total Votes	3194	

.....  
Total Votes 3194

**VOL 50 PAGE 1730**

JUDGE, CRT OF CRIMINAL APPEALS, PLACE 2

REP-LAWRENCE "LARRY" MEYERS 1961 61.39%  
LIB-QUANAH PARKER 197 6.16%  
Number Over Votes 0 . 0%  
Number Under Votes 1036 32.43%

.....  
Total Votes 3194

JUDGE, CRT OF CRIMINAL APPEALS, PLACE 5

REP-CHERYL JOHNSON 1972 61.74%  
LIB-TOM OXFORD 195 6.10%  
Number Over Votes 0 . 0%  
Number Under Votes 1027 32.15%

.....  
Total Votes 3194

JUDGE, CRT OF CRIMINAL APPEALS, PLACE 6

REP-MICHAEL E. KEASLER 1834 57.42%  
DEM-J. R. MOLINA 751 23.51%  
Number Over Votes 0 . 0%  
Number Under Votes 609 19.06%

.....  
Total Votes 3194

MEMBER, STATE BOARD OF EDUCATION, DST. 8

REP-BARBARA CARGILL 2003 62.71%  
Number Over Votes 0 . 0%  
Number Under Votes 1191 37.28%

.....  
Total Votes 3194

STATE REPRESENTATIVE, DISTRICT 18

REP-JOHN OTTO 1873 58.64%  
DEM-DAN ELLIS 857 26.83%  
Number Over Votes 0 . 0%  
Number Under Votes 464 14.52%

.....  
Total Votes 3194

JUSTICE, 9TH COURT OF APPEALS DST. PL. 2

REP-CHARLES KREGER 1998 62.55%  
Number Over Votes 0 . 0%  
Number Under Votes 1196 37.44%

.....  
Total Votes 3194

DIST. JUDGE, 411TH JUDICIAL DISTRICT

DEM-ROBERT H. TRAPP 1205 37.72%  
Number Over Votes 0 . 0%  
Number Under Votes 1989 62.27%

.....  
Total Votes 3194

TAX ASSESSOR-COLLECTOR

DEM-MARION A "BID" SMITH 1703 53.31%  
LIB-TINA ANN CARTER 182 5.69%  
Number Over Votes 0 . 0%  
Number Under Votes 1309 40.98%

.....  
Total Votes 3194

.....  
Total Votes

3194

**VOL 50 PAGE 1731**

SHERIFF

REP-KENNETH HAMMACK	1896	59.36%
DEM-BILLY RAY NELSON	738	23.10%
Number Over Votes	0	. 0%
Number Under Votes	560	17.53%

.....  
Total Votes

3194

COUNTY COMMISSIONER, PRECINCT NO. 1

REP-BOB WILLIS	2030	63.55%
Number Over Votes	0	. 0%
Number Under Votes	1164	36.44%

.....  
Total Votes

3194

CONSTABLE, PRECINCT NO. 1

REP-CHARLIE CLACK	1768	55.35%
DEM-LARRY D WILSON	772	24.17%
Number Over Votes	0	. 0%
Number Under Votes	654	20.47%

.....  
Total Votes

3194



020 PRECINCT 20 (ABS)

POLK COUNTY, TEXAS  
GENERAL ELECTION NOVEMBER 2, 2004

Total Number Voting 3208

STRAIGHT PARTY

REP-REPUBLICAN PARTY	1164	36.28%
DEM-DEMOCRATIC PARTY	454	14.15%
LIB-LIBERTARIAN PARTY	6	.18%
Number Over Votes	0	.0%
Number Under Votes	1584	49.37%
.....		
Total Votes	3208	

PRESIDENT-VICE PRESIDENT

REP-BUSH/CHENEY	2178	67.89%
DEM-KERRY/EDWARDS	1010	31.48%
LIB-BADNARIK/CAMPAGNA	8	.24%
Write In	0	.0%
Number Over Votes	0	.0%
Number Under Votes	12	.37%
.....		
Total Votes	3208	

UNITED STATES REPRESENTATIVE, DST. 8

REP-KEVIN BRADY	1885	58.75%
DEM-JAMES "JIM" WRIGHT	906	28.24%
LIB-PAUL HANSEN	37	1.15%
Number Over Votes	0	.0%
Number Under Votes	380	11.84%
.....		
Total Votes	3208	

RAILROAD COMMISSIONER

REP-VICTOR G. CARRILLO	1728	53.86%
DEM-BOB SCARBOROUGH	837	26.09%
LIB-ANTHONY GARCIA	49	1.52%
Number Over Votes	0	.0%
Number Under Votes	594	18.51%
.....		
Total Votes	3208	

JUSTICE, SUPREME COURT, PLACE 3

REP-HARRIET O'NEILL	2058	64.15%
Number Over Votes	0	.0%
Number Under Votes	1150	35.84%
.....		
Total Votes	3208	

JUSTICE, SUPREME COURT, PLACE 5

REP-PAUL GREEN	2042	63.65%
Number Over Votes	0	.0%
Number Under Votes	1166	36.34%
.....		
Total Votes	3208	

JUSTICE, SUPREME COURT, PLACE 9

REP-SCOTT BRISTER	1828	56.98%
DEM-DAVID VAN OS	807	25.15%
Number Over Votes	0	.0%
Number Under Votes	573	17.86%
.....		
Total Votes	3208	





001 PRECINCT 1

POLK COUNTY, TEXAS  
 GENERAL ELECTION NOVEMBER 2, 2004

Total Number Voting 120

STRAIGHT PARTY

REP-REPUBLICAN PARTY	20	16.66%
DEM-DEMOCRATIC PARTY	20	16.66%
LIB-LIBERTARIAN PARTY	1	.83%
Number Over Votes	0	.0%
Number Under Votes	79	65.83%
.....		
Total Votes	120	

PRESIDENT-VICE PRESIDENT

REP-BUSH/CHENEY	75	62.50%
DEM-KERRY/EDWARDS	41	34.16%
LIB-BADNARIK/CAMPAGNA	0	.0%
Write In	0	.0%
Number Over Votes	0	.0%
Number Under Votes	4	3.33%
.....		
Total Votes	120	

UNITED STATES REPRESENTATIVE, DST. 8

REP-KEVIN BRADY	51	42.50%
DEM-JAMES "JIM" WRIGHT	52	43.33%
LIB-PAUL HANSEN	1	.83%
Number Over Votes	0	.0%
Number Under Votes	16	13.33%
.....		
Total Votes	120	

RAILROAD COMMISSIONER

REP-VICTOR G. CARRILLO	43	35.83%
DEM-BOB SCARBOROUGH	61	50.83%
LIB-ANTHONY GARCIA	3	2.50%
Number Over Votes	0	.0%
Number Under Votes	13	10.83%
.....		
Total Votes	120	

JUSTICE, SUPREME COURT, PLACE 3

REP-HARRIET O'NEILL	71	59.16%
Number Over Votes	0	.0%
Number Under Votes	49	40.83%
.....		
Total Votes	120	

JUSTICE, SUPREME COURT, PLACE 5

REP-PAUL GREEN	68	56.66%
Number Over Votes	0	.0%
Number Under Votes	52	43.33%
.....		
Total Votes	120	

JUSTICE, SUPREME COURT, PLACE 9

REP-SCOTT BRISTER	51	42.50%
DEM-DAVID VAN OS	51	42.50%
Number Over Votes	0	.0%
Number Under Votes	18	15.00%
.....		
Total Votes	120	

**JUDGE, CRT OF CRIMINAL APPEALS, PLACE 2**

REP-LAWRENCE "LARRY" MEYERS	68	56.66%
LIB-QUANAH PARKER	6	5.00%
Number Over Votes	0	.0%
Number Under Votes	46	38.33%
.....		
Total Votes	120	

**JUDGE, CRT OF CRIMINAL APPEALS, PLACE 5**

REP-CHERYL JOHNSON	67	55.83%
LIB-TOM OXFORD	10	8.33%
Number Over Votes	0	.0%
Number Under Votes	43	35.83%
.....		
Total Votes	120	

**JUDGE, CRT OF CRIMINAL APPEALS, PLACE 6**

REP-MICHAEL E. KEASLER	54	45.00%
DEM-J.R. MOLINA	48	40.00%
Number Over Votes	0	.0%
Number Under Votes	18	15.00%
.....		
Total Votes	120	

**MEMBER, STATE BOARD OF EDUCATION, DST. 8**

REP-BARBARA CARGILL	67	55.83%
Number Over Votes	0	.0%
Number Under Votes	53	44.16%
.....		
Total Votes	120	

**STATE REPRESENTATIVE, DISTRICT 18**

REP-JOHN OTTO	46	38.33%
DEM-DAN ELLIS	67	55.83%
Number Over Votes	0	.0%
Number Under Votes	7	5.83%
.....		
Total Votes	120	

**JUSTICE, 9TH COURT OF APPEALS DST.PL.2**

REP-CHARLES KREGER	69	57.50%
Number Over Votes	0	.0%
Number Under Votes	51	42.50%
.....		
Total Votes	120	

**DIST. JUDGE, 411TH JUDICIAL DISTRICT**

DEM-ROBERT H. TRAPP	78	65.00%
Number Over Votes	0	.0%
Number Under Votes	42	35.00%
.....		
Total Votes	120	

**TAX ASSESSOR-COLLECTOR**

DEM-MARION A "BID" SMITH	84	70.00%
LIB-TINA ANN CARTER	15	12.50%
Number Over Votes	0	.0%
Number Under Votes	21	17.50%
.....		
Total Votes	120	

Total Votes

120

SHERIFF

REP-KENNETH HAMMACK	73	60.83%
DEM-BILLY RAY NELSON	46	38.33%
Number Over Votes	0	.0%
Number Under Votes	1	.83%
.....		
Total Votes	120	

CONSTABLE, PRECINCT NO.4

DEM-EDGAR "MARVIN" TAYLOR	74	61.66%
Number Over Votes	0	.0%
Number Under Votes	46	38.33%
.....		
Total Votes	120	

TOTAL BALLOTS CAST 120

TOTAL TYPE 1 BALLOTS 120

CO  
UN  
CLERK



002 PRECINCT 2

POLK COUNTY, TEXAS  
GENERAL ELECTION NOVEMBER 2, 2004

Total Number Voting 211

STRAIGHT PARTY

REP-REPUBLICAN PARTY	51	24.17%
DEM-DEMOCRATIC PARTY	39	18.48%
LIB-LIBERTARIAN PARTY	2	.94%
Number Over Votes	0	.0%
Number Under Votes	119	56.39%
.....		
Total Votes	211	

PRESIDENT-VICE PRESIDENT

REP-BUSH/CHENEY	141	66.82%
DEM-KERRY/EDWARDS	70	33.17%
LIB-BADNARIK/CAMPAGNA	0	.0%
Write In	0	.0%
Number Over Votes	0	.0%
Number Under Votes	0	.0%
.....		
Total Votes	211	

UNITED STATES REPRESENTATIVE, DST. 8

REP-KEVIN BRADY	121	57.34%
DEM-JAMES "JIM" WRIGHT	77	36.49%
LIB-PAUL HANSEN	5	2.36%
Number Over Votes	0	.0%
Number Under Votes	8	3.79%
.....		
Total Votes	211	

RAILROAD COMMISSIONER

REP-VICTOR G. CARRILLO	104	49.28%
DEM-BOB SCARBOROUGH	88	41.70%
LIB-ANTHONY GARCIA	8	3.79%
Number Over Votes	0	.0%
Number Under Votes	11	5.21%
.....		
Total Votes	211	

JUSTICE, SUPREME COURT, PLACE 3

REP-HARRIET D'NEILL	141	66.82%
Number Over Votes	0	.0%
Number Under Votes	70	33.17%
.....		
Total Votes	211	

JUSTICE, SUPREME COURT, PLACE 5

REP-PAUL GREEN	141	66.82%
Number Over Votes	0	.0%
Number Under Votes	70	33.17%
.....		
Total Votes	211	

JUSTICE, SUPREME COURT, PLACE 9

REP-SCOTT BRISTER	119	56.39%
DEM-DAVID VAN OS	77	36.49%
Number Over Votes	0	.0%
Number Under Votes	15	7.10%
.....		
Total Votes	211	

**JUDGE, CRT OF CRIMINAL APPEALS, PLACE 2**

REP-LAWRENCE "LARRY" MEYERS	135	63.98%
LIB-QUANAH PARKER	23	10.90%
Number Over Votes	0	.0%
Number Under Votes	53	25.11%
.....		
Total Votes	211	

**JUDGE, CRT OF CRIMINAL APPEALS, PLACE 5**

REP-CHERYL JOHNSON	138	65.40%
LIB-TOM OXFORD	22	10.42%
Number Over Votes	0	.0%
Number Under Votes	51	24.17%
.....		
Total Votes	211	

**JUDGE, CRT OF CRIMINAL APPEALS, PLACE 6**

REP-MICHAEL E. KEASLER	119	56.39%
DEM-J. R. MOLINA	77	36.49%
Number Over Votes	0	.0%
Number Under Votes	15	7.10%
.....		
Total Votes	211	

**MEMBER, STATE BOARD OF EDUCATION, DST. 8**

REP-BARBARA CARGILL	137	64.92%
Number Over Votes	0	.0%
Number Under Votes	74	35.07%
.....		
Total Votes	211	

**STATE REPRESENTATIVE, DISTRICT 18**

REP-JOHN OTTO	112	53.08%
DEM-DAN ELLIS	96	45.49%
Number Over Votes	0	.0%
Number Under Votes	3	1.42%
.....		
Total Votes	211	

**JUSTICE, 9TH COURT OF APPEALS DST. PL. 2**

REP-CHARLES KREGER	143	67.77%
Number Over Votes	0	.0%
Number Under Votes	68	32.22%
.....		
Total Votes	211	

**DIST. JUDGE, 411TH JUDICIAL DISTRICT**

DEM-ROBERT H. TRAPP	133	63.03%
Number Over Votes	0	.0%
Number Under Votes	78	36.96%
.....		
Total Votes	211	

**TAX ASSESSOR-COLLECTOR**

DEM-MARION A "BID" SMITH	140	66.35%
LIB-TINA ANN CARTER	19	9.00%
Number Over Votes	0	.0%
Number Under Votes	52	24.64%
.....		
Total Votes	211	

**SHERIFF**

REP-KENNETH HAMMACK	124	58.76%
DEM-BILLY RAY NELSON	82	38.86%
Number Over Votes	0	.0%
Number Under Votes	5	2.36%
.....		
Total Votes	211	

Total Votes

211

**VOL 50 PAGE 1741**

COUNTY COMMISSIONER, PRECINCT NO. 1

REP-BOB WILLIS	151	71.56%
Number Over Votes	0	.0%
Number Under Votes	60	28.43%
.....		
Total Votes	211	

CONSTABLE, PRECINCT NO. 1

REP-CHARLIE CLACK	115	54.50%
DEM-LARRY D WILSON	87	41.23%
Number Over Votes	0	.0%
Number Under Votes	9	4.26%
.....		
Total Votes	211	





003 PRECINCT 3

POLK COUNTY, TEXAS  
GENERAL ELECTION NOVEMBER 2, 2004

Total Number Voting 581

STRAIGHT PARTY

REP-REPUBLICAN PARTY	95	16.35%
DEM-DEMOCRATIC PARTY	132	22.71%
LIB-LIBERTARIAN PARTY	3	.51%
Number Over Votes	0	.0%
Number Under Votes	351	60.41%
.....		
Total Votes	581	

PRESIDENT-VICE PRESIDENT

REP-BUSH/CHENEY	329	56.62%
DEM-KERRY/EDWARDS	242	41.65%
LIB-BADNARIK/CAMPAGNA	4	.68%
Write In	3	.51%
Number Over Votes	0	.0%
Number Under Votes	3	.51%
.....		
Total Votes	581	

UNITED STATES REPRESENTATIVE, DST. 8

REP-KEVIN BRADY	266	45.78%
DEM-JAMES "JIM" WRIGHT	265	45.61%
LIB-PAUL HANSEN	9	1.54%
Number Over Votes	0	.0%
Number Under Votes	41	7.05%
.....		
Total Votes	581	

RAILROAD COMMISSIONER

REP-VICTOR G. CARRILLO	232	39.93%
DEM-BOB SCARBOROUGH	279	48.02%
LIB-ANTHONY GARCIA	14	2.40%
Number Over Votes	0	.0%
Number Under Votes	56	9.63%
.....		
Total Votes	581	

JUSTICE, SUPREME COURT, PLACE 3

REP-HARRIET O'NEILL	331	56.97%
Number Over Votes	0	.0%
Number Under Votes	250	43.02%
.....		
Total Votes	581	

JUSTICE, SUPREME COURT, PLACE 5

REP-PAUL GREEN	323	55.59%
Number Over Votes	0	.0%
Number Under Votes	258	44.40%
.....		
Total Votes	581	

JUSTICE, SUPREME COURT, PLACE 9

REP-SCOTT BRISTER	261	44.92%
DEM-DAVID VAN OS	250	43.02%
Number Over Votes	0	.0%
Number Under Votes	70	12.04%
.....		
Total Votes	581	

JUDGE, CRT OF CRIMINAL APPEALS, PLACE 2

REP-LAWRENCE "LARRY" MEYERS	308	53.01%
LIB-QUANAH PARKER	71	12.22%
Number Over Votes	0	.0%
Number Under Votes	202	34.76%
.....		
Total Votes	581	

JUDGE, CRT OF CRIMINAL APPEALS, PLACE 5

REP-CHERYL JOHNSON	323	55.59%
LIB-TOM OXFORD	67	11.53%
Number Over Votes	0	.0%
Number Under Votes	191	32.87%
.....		
Total Votes	581	

JUDGE, CRT OF CRIMINAL APPEALS, PLACE 6

REP-MICHAEL E. KEASLER	257	44.23%
DEM-J.R. MOLINA	244	41.99%
Number Over Votes	0	.0%
Number Under Votes	80	13.76%
.....		
Total Votes	581	

MEMBER, STATE BOARD OF EDUCATION, DST. 8

REP-BARBARA CARGILL	312	53.70%
Number Over Votes	0	.0%
Number Under Votes	269	46.29%
.....		
Total Votes	581	

STATE REPRESENTATIVE, DISTRICT 18

REP-JOHN OTTO	239	41.13%
DEM-DAN ELLIS	323	55.59%
Number Over Votes	0	.0%
Number Under Votes	19	3.27%
.....		
Total Votes	581	

JUSTICE, 9TH COURT OF APPEALS DST.PL.2

REP-CHARLES KREGER	329	56.62%
Number Over Votes	0	.0%
Number Under Votes	252	43.37%
.....		
Total Votes	581	

DIST. JUDGE, 411TH JUDICIAL DISTRICT

DEM-ROBERT H. TRAPP	370	63.68%
Number Over Votes	0	.0%
Number Under Votes	211	36.31%
.....		
Total Votes	581	

TAX ASSESSOR-COLLECTOR

DEM-MARION A "BID" SMITH	419	72.11%
LIB-TINA ANN CARTER	56	9.63%
Number Over Votes	0	.0%
Number Under Votes	106	18.24%
.....		
Total Votes	581	

## SHERIFF

REP-KENNETH HAMMACK	288	49.56%
DEM-BILLY RAY NELSON	282	48.53%
Number Over Votes	0	.0%
Number Under Votes	11	1.89%
.....		
Total Votes	581	

## COUNTY COMMISSIONER, PRECINCT NO.1

REP-BOB WILLIS	357	61.44%
Number Over Votes	0	.0%
Number Under Votes	224	38.55%
.....		
Total Votes	581	

## CONSTABLE, PRECINCT NO.1

REP-CHARLIE CLACK	276	47.50%
DEM-LARRY D WILSON	263	45.26%
Number Over Votes	0	.0%
Number Under Votes	42	7.22%
.....		
Total Votes	581	



**POLK COUNTY, TEXAS**  
**GENERAL ELECTION**                      **NOVEMBER 2, 2004**

Total Number Voting	337	
<b>STRAIGHT PARTY</b>		
REP-REPUBLICAN PARTY	60	17.80%
DEM-DEMOCRATIC PARTY	54	16.02%
LIB-LIBERTARIAN PARTY	2	.59%
Number Over Votes	0	.0%
Number Under Votes	221	65.57%
.....		
Total Votes	337	
<b>PRESIDENT-VICE PRESIDENT</b>		
REP-BUSH/CHENEY	235	69.73%
DEM-KERRY/EDWARDS	93	27.59%
LIB-BADNARIK/CAMPAGNA	1	.29%
Write In	1	.29%
Number Over Votes	0	.0%
Number Under Votes	7	2.07%
.....		
Total Votes	337	
<b>UNITED STATES REPRESENTATIVE, DST. 8</b>		
REP-KEVIN BRADY	186	55.19%
DEM-JAMES "JIM" WRIGHT	114	33.82%
LIB-PAUL HANSEN	5	1.48%
Number Over Votes	0	.0%
Number Under Votes	32	9.49%
.....		
Total Votes	337	
<b>RAILROAD COMMISSIONER</b>		
REP-VICTOR G. CARRILLO	163	48.36%
DEM-BOB SCARBOROUGH	124	36.79%
LIB-ANTHONY GARCIA	9	2.67%
Number Over Votes	0	.0%
Number Under Votes	41	12.16%
.....		
Total Votes	337	
<b>JUSTICE, SUPREME COURT, PLACE 3</b>		
REP-HARRIET O'NEILL	214	63.50%
Number Over Votes	0	.0%
Number Under Votes	123	36.49%
.....		
Total Votes	337	
<b>JUSTICE, SUPREME COURT, PLACE 5</b>		
REP-PAUL GREEN	214	63.50%
Number Over Votes	0	.0%
Number Under Votes	123	36.49%
.....		
Total Votes	337	
<b>JUSTICE, SUPREME COURT, PLACE 9</b>		
REP-SCOTT BRISTER	187	55.48%
DEM-DAVID VAN OS	106	31.45%
Number Over Votes	0	.0%
Number Under Votes	44	13.05%
.....		
Total Votes	337	

Pct#4 (ED) Declared V  
Nader/Camejo - 1

**JUDGE, CRT OF CRIMINAL APPEALS, PLACE 2**

REP-LAWRENCE "LARRY" MEYERS	215	63.79%
LIB-QUANAH PARKER	24	7.12%
Number Over Votes	0	.0%
Number Under Votes	98	29.08%
.....		
Total Votes	337	

**JUDGE, CRT OF CRIMINAL APPEALS, PLACE 5**

REP-CHERYL JOHNSON	217	64.39%
LIB-TOM OXFORD	22	6.52%
Number Over Votes	0	.0%
Number Under Votes	98	29.08%
.....		
Total Votes	337	

**JUDGE, CRT OF CRIMINAL APPEALS, PLACE 6**

REP-MICHAEL E. KEASLER	181	53.70%
DEM-J.R. MOLINA	109	32.34%
Number Over Votes	0	.0%
Number Under Votes	47	13.94%
.....		
Total Votes	337	

**MEMBER, STATE BOARD OF EDUCATION, DST. 8**

REP-BARBARA CARGILL	210	62.31%
Number Over Votes	0	.0%
Number Under Votes	127	37.68%
.....		
Total Votes	337	

**STATE REPRESENTATIVE, DISTRICT 18**

REP-JOHN OTTO	162	48.07%
DEM-DAN ELLIS	164	48.66%
Number Over Votes	0	.0%
Number Under Votes	11	3.26%
.....		
Total Votes	337	

**JUSTICE, 9TH COURT OF APPEALS DST.PL.2**

REP-CHARLES KREGER	219	64.98%
Number Over Votes	0	.0%
Number Under Votes	118	35.01%
.....		
Total Votes	337	

**DIST. JUDGE, 411TH JUDICIAL DISTRICT**

DEM-ROBERT H. TRAPP	203	60.23%
Number Over Votes	0	.0%
Number Under Votes	134	39.76%
.....		
Total Votes	337	

**TAX ASSESSOR-COLLECTOR**

DEM-MARION A "BID" SMITH	245	72.70%
LIB-TINA ANN CARTER	29	8.60%
Number Over Votes	0	.0%
Number Under Votes	63	18.69%
.....		
Total Votes	337	

SHERIFF

REP-KENNETH HAMMACK	184	54.59%
DEM-BILLY RAY NELSON	147	43.62%
Number Over Votes	0	.0%
Number Under Votes	6	1.78%
.....		
Total Votes	337	

COUNTY COMMISSIONER, PRECINCT NO. 1

REP-BOB WILLIS	216	64.09%
Number Over Votes	0	.0%
Number Under Votes	121	35.90%
.....		
Total Votes	337	

CONSTABLE, PRECINCT NO. 1

REP-CHARLIE CLACK	196	58.16%
DEM-LARRY D WILSON	118	35.01%
Number Over Votes	0	.0%
Number Under Votes	23	6.82%
.....		
Total Votes	337	





05 PRECINCT 5

**GENERAL ELECTION POLK COUNTY, TEXAS  
NOVEMBER 2, 2004**

Total Number Voting 759

**STRAIGHT PARTY**

REP-REPUBLICAN PARTY	143	18.84%
DEM-DEMOCRATIC PARTY	134	17.65%
LIB-LIBERTARIAN PARTY	1	.13%
Number Over Votes	0	.0%
Number Under Votes	481	63.37%
.....		
Total Votes	759	

**PRESIDENT-VICE PRESIDENT**

REP-BUSH/CHENEY	472	62.18%
DEM-KERRY/EDWARDS	275	36.23%
LIB-BADNARIK/CAMPAGNA	4	.52%
Write In	0	.0%
Number Over Votes	0	.0%
Number Under Votes	8	1.05%
.....		
Total Votes	759	

**UNITED STATES REPRESENTATIVE, DST. 8**

REP-KEVIN BRADY	405	53.35%
DEM-JAMES "JIM" WRIGHT	293	38.60%
LIB-PAUL HANSEN	8	1.05%
Number Over Votes	0	.0%
Number Under Votes	53	6.98%
.....		
Total Votes	759	

**RAILROAD COMMISSIONER**

REP-VICTOR G. CARRILLO	350	46.11%
DEM-BOB SCARBOROUGH	321	42.29%
LIB-ANTHONY GARCIA	22	2.89%
Number Over Votes	0	.0%
Number Under Votes	66	8.69%
.....		
Total Votes	759	

**JUSTICE, SUPREME COURT, PLACE 3**

REP-HARRIET O'NEILL	479	63.10%
Number Over Votes	0	.0%
Number Under Votes	280	36.89%
.....		
Total Votes	759	

**JUSTICE, SUPREME COURT, PLACE 5**

REP-PAUL GREEN	466	61.39%
Number Over Votes	0	.0%
Number Under Votes	293	38.60%
.....		
Total Votes	759	

**JUSTICE, SUPREME COURT, PLACE 9**

REP-SCOTT BRISTER	401	52.83%
DEM-DAVID VAN OS	275	36.23%
Number Over Votes	0	.0%
Number Under Votes	83	10.93%
.....		
Total Votes	759	

JUDGE, CRT OF CRIMINAL APPEALS, PLACE 2

REP-LAWRENCE "LARRY"MEYERS	435	57.31%
LIB-QUANAH PARKER	98	12.91%
Number Over Votes	0	.0%
Number Under Votes	226	29.77%
.....		
Total Votes	759	

JUDGE, CRT OF CRIMINAL APPEALS, PLACE 5

REP-CHERYL JOHNSON	461	60.73%
LIB-TOM OXFORD	79	10.40%
Number Over Votes	0	.0%
Number Under Votes	219	28.85%
.....		
Total Votes	759	

JUDGE, CRT OF CRIMINAL APPEALS, PLACE 6

REP-MICHAEL E. KEASLER	396	52.17%
DEM-J.R. MOLINA	283	37.28%
Number Over Votes	0	.0%
Number Under Votes	80	10.54%
.....		
Total Votes	759	

MEMBER, STATE BOARD OF EDUCATION, DST. 8

REP-BARBARA CARGILL	458	60.34%
Number Over Votes	0	.0%
Number Under Votes	301	39.65%
.....		
Total Votes	759	

STATE REPRESENTATIVE, DISTRICT 18

REP-JOHN OTTO	336	44.26%
DEM-DAN ELLIS	397	52.30%
Number Over Votes	0	.0%
Number Under Votes	26	3.42%
.....		
Total Votes	759	

JUSTICE, 9TH COURT OF APPEALS DST.PL.2

REP-CHARLES KREGER	473	62.31%
Number Over Votes	0	.0%
Number Under Votes	286	37.68%
.....		
Total Votes	759	

DIST. JUDGE, 411TH JUDICIAL DISTRICT

DEM-ROBERT H. TRAPP	461	60.73%
Number Over Votes	0	.0%
Number Under Votes	298	39.26%
.....		
Total Votes	759	

TAX ASSESSOR-COLLECTOR

DEM-MARION A "BID" SMITH	514	67.72%
LIB-TINA ANN CARTER	88	11.59%
Number Over Votes	0	.0%
Number Under Votes	157	20.68%
.....		
Total Votes	759	

SHERIFF

REP-KENNETH HAMMACK	418	55.07%
DEM-BILLY RAY NELSON	315	41.50%
Number Over Votes	0	.0%
Number Under Votes	26	3.42%
.....		
Total Votes	759	

COUNTY COMMISSIONER, PRECINCT NO.1

REP-BOB WILLIS	485	63.89%
Number Over Votes	0	.0%
Number Under Votes	274	36.10%
.....		
Total Votes	759	

CONSTABLE, PRECINCT NO.1

REP-CHARLIE CLACK	424	55.86%
DEM-LARRY D WILSON	285	37.54%
Number Over Votes	0	.0%
Number Under Votes	50	6.58%
.....		
Total Votes	759	



POLK COUNTY, TEXAS  
GENERAL ELECTION NOVEMBER 2, 2004

Total Number Voting 816

STRAIGHT PARTY

REP-REPUBLICAN PARTY	185	22.72%
DEM-DEMOCRATIC PARTY	144	17.69%
LIB-LIBERTARIAN PARTY	3	.36%
Number Over Votes	0	.0%
Number Under Votes	482	59.21%
.....		
Total Votes	814	

PRESIDENT-VICE PRESIDENT

REP-BUSH/CHENEY	504+1	61.91% = 505
DEM-KERRY/EDWARDS	297+1	36.48% = 298
LIB-BADNARIK/CAMPAGNA	2	.24%
Write In	3	.36% Pct 6 (ED) - Declared Write In
Number Over Votes	0	.0% Nader/Camejo - 2
Number Under Votes	8	.98%
.....		
Total Votes	814	

UNITED STATES REPRESENTATIVE, DST. 8

REP-KEVIN BRADY	425+1	52.21% = 426
DEM-JAMES "JIM" WRIGHT	330+1	40.54% = 331
LIB-PAUL HANSEN	20	2.45%
Number Over Votes	0	.0%
Number Under Votes	39	4.79%
.....		
Total Votes	814	

RAILROAD COMMISSIONER

REP-VICTOR G. CARRILLO	388+1	47.66% = 389
DEM-BOB SCARBOROUGH	341+1	41.89% = 342
LIB-ANTHONY GARCIA	33	4.05%
Number Over Votes	0	.0%
Number Under Votes	52	6.38%
.....		
Total Votes	814	

JUSTICE, SUPREME COURT, PLACE 3

REP-HARRIET O'NEILL	524+1	64.37% = 525
Number Over Votes	0	.0%
Number Under Votes	290	35.62%
.....		
Total Votes	814	

JUSTICE, SUPREME COURT, PLACE 5

REP-PAUL GREEN	518+1	63.63% = 519
Number Over Votes	0	.0%
Number Under Votes	296	36.36%
.....		
Total Votes	814	

JUSTICE, SUPREME COURT, PLACE 9

REP-SCOTT BRISTER	430+1	52.82% = 431
DEM-DAVID VAN OS	311+1	38.20% = 312
Number Over Votes	0	.0%
Number Under Votes	73	8.96%
.....		
Total Votes	814	

JUDGE, CRT OF CRIMINAL APPEALS, PLACE 2		
REP-LAWRENCE "LARRY" MEYERS	488+1	59.95% = 489
LIB-QUANAH PARKER	107+1	13.14% = 108
Number Over Votes	0	.0%
Number Under Votes	219	26.90%
.....		
Total Votes	814	

JUDGE, CRT OF CRIMINAL APPEALS, PLACE 5		
REP-CHERYL JOHNSON	503+1	61.79% = 504
LIB-TOM OXFORD	93+1	11.42% = 94
Number Over Votes	0	.0%
Number Under Votes	218	26.78%
.....		
Total Votes	814	

JUDGE, CRT OF CRIMINAL APPEALS, PLACE 6		
REP-MICHAEL E. KEASLER	445+1	54.66% = 446
DEM-J.R. MOLINA	296+1	36.36% = 297
Number Over Votes	0	.0%
Number Under Votes	73	8.96%
.....		
Total Votes	814	

MEMBER, STATE BOARD OF EDUCATION, DST. 8		
REP-BARBARA CARGILL	506+1	62.16% = 507
Number Over Votes	0	.0%
Number Under Votes	308	37.83%
.....		
Total Votes	814	

STATE REPRESENTATIVE, DISTRICT 18		
REP-JOHN OTTO	409	50.24%
DEM-DAN ELLIS	385	47.29%
Number Over Votes	0	.0%
Number Under Votes	20	2.45%
.....		
Total Votes	814	

JUSTICE, 9TH COURT OF APPEALS DST.PL.2		
REP-CHARLES KREGER	515+1	63.26% = 516
Number Over Votes	0	.0%
Number Under Votes	299	36.73%
.....		
Total Votes	814	

DIST. JUDGE, 411TH JUDICIAL DISTRICT		
DEM-ROBERT H. TRAPP	486+1	59.70% = 487
Number Over Votes	0	.0%
Number Under Votes	328	40.29%
.....		
Total Votes	814	

TAX ASSESSOR-COLLECTOR		
DEM-MARION A "BID" SMITH	546+1	67.07% = 547
LIB-TINA ANN CARTER	105+1	12.89% = 106
Number Over Votes	0	.0%
Number Under Votes	163	20.02%
.....		
Total Votes	814	

SHERIFF

VOL 50 PAGE 1757

REP-KENNETH HAMMACK

529<sup>+2</sup>

64.98% = 531

DEM-BILLY RAY NELSON

277

34.02%

Number Over Votes

0

.0%

Number Under Votes

8

.98%

.....  
Total Votes

814

CONSTABLE, PRECINCT NO.2

DEM-WILLIAM R CUNNINGHAM

485<sup>+1</sup>

59.58% = 486

Number Over Votes

0

.0%

Number Under Votes

329

40.41%

.....  
Total Votes

814<sup>+2</sup> = 816

Pct #6

814

Total

+ 2  
816





007 PRECINCT 7

**POLK COUNTY, TEXAS  
GENERAL ELECTION NOVEMBER 2, 2004**

Total Number Voting 430

STRAIGHT PARTY

REP-REPUBLICAN PARTY	71	16.51%
DEM-DEMOCRATIC PARTY	68	15.81%
LIB-LIBERTARIAN PARTY	5	1.16%
Number Over Votes	0	.0%
Number Under Votes	286	66.51%
.....		
Total Votes	430	

PRESIDENT-VICE PRESIDENT

REP-BUSH/CHENEY	299	69.53%
DEM-KERRY/EDWARDS	123	28.60%
LIB-BADNARIK/CAMPAGNA	5	1.16%
Write In	0	.0%
Number Over Votes	0	.0%
Number Under Votes	3	.69%
.....		
Total Votes	430	

UNITED STATES REPRESENTATIVE, DST. 8

REP-KEVIN BRADY	237	55.11%
DEM-JAMES "JIM" WRIGHT	155	36.04%
LIB-PAUL HANSEN	7	1.62%
Number Over Votes	0	.0%
Number Under Votes	31	7.20%
.....		
Total Votes	430	

RAILROAD COMMISSIONER

REP-VICTOR G. CARRILLO	209	48.60%
DEM-BOB SCARBOROUGH	168	39.06%
LIB-ANTHONY GARCIA	10	2.32%
Number Over Votes	0	.0%
Number Under Votes	43	10.00%
.....		
Total Votes	430	

JUSTICE, SUPREME COURT, PLACE 3

REP-HARRIET O'NEILL	287	66.74%
Number Over Votes	0	.0%
Number Under Votes	143	33.25%
.....		
Total Votes	430	

JUSTICE, SUPREME COURT, PLACE 5

REP-PAUL GREEN	286	66.51%
Number Over Votes	0	.0%
Number Under Votes	144	33.48%
.....		
Total Votes	430	

JUSTICE, SUPREME COURT, PLACE 9

REP-SCOTT BRISTER	247	57.44%
DEM-DAVID VAN OS	131	30.46%
Number Over Votes	0	.0%
Number Under Votes	52	12.09%
.....		
Total Votes	430	

**VOL 50 PAGE 1760**

**JUDGE, CRT OF CRIMINAL APPEALS, PLACE 2**

REP-LAWRENCE "LARRY" MEYERS	276	64.18%
LIB-QUANAH PARKER	40	9.30%
Number Over Votes	0	.0%
Number Under Votes	114	26.51%
.....		
Total Votes	430	

**JUDGE, CRT OF CRIMINAL APPEALS, PLACE 5**

REP-CHERYL JOHNSON	281	65.34%
LIB-TOM OXFORD	34	7.90%
Number Over Votes	0	.0%
Number Under Votes	115	26.74%
.....		
Total Votes	430	

**JUDGE, CRT OF CRIMINAL APPEALS, PLACE 6**

REP-MICHAEL E. KEASLER	234	54.41%
DEM-J. R. MOLINA	141	32.79%
Number Over Votes	0	.0%
Number Under Votes	55	12.79%
.....		
Total Votes	430	

**MEMBER, STATE BOARD OF EDUCATION, DST. 8**

REP-BARBARA CARGILL	276	64.18%
Number Over Votes	0	.0%
Number Under Votes	154	35.81%
.....		
Total Votes	430	

**STATE REPRESENTATIVE, DISTRICT 18**

REP-JOHN OTTO	197	45.81%
DEM-DAN ELLIS	220	51.16%
Number Over Votes	0	.0%
Number Under Votes	13	3.02%
.....		
Total Votes	430	

**JUSTICE, 9TH COURT OF APPEALS DST. PL. 2**

REP-CHARLES KREGER	280	65.11%
Number Over Votes	0	.0%
Number Under Votes	150	34.88%
.....		
Total Votes	430	

**DIST. JUDGE, 411TH JUDICIAL DISTRICT**

DEM-ROBERT H. TRAPP	267	62.09%
Number Over Votes	0	.0%
Number Under Votes	163	37.90%
.....		
Total Votes	430	

**TAX ASSESSOR-COLLECTOR**

DEM-MARION A "BID" SMITH	322	74.88%
LIB-TINA ANN CARTER	34	7.90%
Number Over Votes	0	.0%
Number Under Votes	74	17.20%
.....		
Total Votes	430	

SHERIFF

REP-KENNETH HAMMACK	256	59.53%
DEM-BILLY RAY NELSON	167	38.83%
Number Over Votes	0	.0%
Number Under Votes	7	1.62%
.....		
Total Votes	430	

CONSTABLE, PRECINCT NO.2

DEM-WILLIAM R CUNNINGHAM	266	61.86%
Number Over Votes	0	.0%
Number Under Votes	164	38.13%
.....		
Total Votes	430	



008 PRECINCT 8

**POLK COUNTY, TEXAS  
GENERAL ELECTION                      NOVEMBER 2, 2004**

Total Number Voting                      **336**

**STRAIGHT PARTY**

REP-REPUBLICAN PARTY	41	12.31%
DEM-DEMOCRATIC PARTY	92+1	27.62% = 93
LIB-LIBERTARIAN PARTY	3	.90%
Number Over Votes	0	.0%
Number Under Votes	197	59.15%
.....		
Total Votes	333	

**PRESIDENT-VICE PRESIDENT**

REP-BUSH/CHENEY	175+1	52.55% = 176
DEM-KERRY/EDWARDS	150+2	45.04% = 152
LIB-BADNARIK/CAMPAGNA	7	2.10%
Write In	0	.0%
Number Over Votes	0	.0%
Number Under Votes	1	.30%
.....		
Total Votes	333	

**UNITED STATES REPRESENTATIVE, DST. 8**

REP-KEVIN BRADY	120+1	36.03% = 121
DEM-JAMES "JIM" WRIGHT	169+2	50.75% = 171
LIB-PAUL HANSEN	10	3.00%
Number Over Votes	0	.0%
Number Under Votes	34	10.21%
.....		
Total Votes	333	

**RAILROAD COMMISSIONER**

REP-VICTOR G. CARRILLO	101+1	30.33% = 102
DEM-BOB SCARBOROUGH	178+2	53.45% = 180
LIB-ANTHONY GARCIA	17	5.10%
Number Over Votes	0	.0%
Number Under Votes	37	11.11%
.....		
Total Votes	333	

**JUSTICE, SUPREME COURT, PLACE 3**

REP-HARRIET O'NEILL	175+1	52.55% = 176
Number Over Votes	0	.0%
Number Under Votes	158	47.44%
.....		
Total Votes	333	

**JUSTICE, SUPREME COURT, PLACE 5**

REP-PAUL GREEN	171+1	51.35% = 172
Number Over Votes	0	.0%
Number Under Votes	162	48.64%
.....		
Total Votes	333	

**JUSTICE, SUPREME COURT, PLACE 9**

REP-SCOTT BRISTER	124+1	37.23% = 125
DEM-DAVID VAN OS	159+1	47.74% = 160
Number Over Votes	0	.0%
Number Under Votes	50	15.01%
.....		
Total Votes	333	

JUDGE, CRT OF CRIMINAL APPEALS, PLACE 2

REP-LAWRENCE "LARRY" MEYERS	150+1	45.04% = 151
LIB-QUANAH PARKER	58	17.41%
Number Over Votes	0	.0%
Number Under Votes	125	37.53%
.....		
Total Votes	333	

JUDGE, CRT OF CRIMINAL APPEALS, PLACE 5

REP-CHERYL JOHNSON	166+1	49.84% = 167
LIB-TOM OXFORD	46	13.81%
Number Over Votes	0	.0%
Number Under Votes	121	36.33%
.....		
Total Votes	333	

JUDGE, CRT OF CRIMINAL APPEALS, PLACE 6

REP-MICHAEL E. KEASLER	133+1	39.93% = 134
DEM-J.R. MOLINA	150+2	45.04% = 152
Number Over Votes	0	.0%
Number Under Votes	50	15.01%
.....		
Total Votes	333	

MEMBER, STATE BOARD OF EDUCATION, DST. 8

REP-BARBARA CARGILL	168+1	50.45% = 169
Number Over Votes	0	.0%
Number Under Votes	165	49.54%
.....		
Total Votes	333	

STATE REPRESENTATIVE, DISTRICT 18

REP-JOHN OTTO	118+1	35.43% = 119
DEM-DAN ELLIS	199+2	59.75% = 201
Number Over Votes	0	.0%
Number Under Votes	16	4.80%
.....		
Total Votes	333	

JUSTICE, 9TH COURT OF APPEALS DST.PL.2

REP-CHARLES KREGER	173+1	51.95% = 174
Number Over Votes	0	.0%
Number Under Votes	160	48.04%
.....		
Total Votes	333	

DIST. JUDGE, 411TH JUDICIAL DISTRICT

DEM-ROBERT H. TRAPP	227+3	68.16% = 230
Number Over Votes	0	.0%
Number Under Votes	106	31.83%
.....		
Total Votes	333	

TAX ASSESSOR-COLLECTOR

DEM-MARION A "BID" SMITH	245+3	73.57% = 248
LIB-TINA ANN CARTER	28	8.40%
Number Over Votes	0	.0%
Number Under Votes	60	18.01%
.....		
Total Votes	333	

SHERIFF

REP-KENNETH HAMMACK  
DEM-BILLY RAY NELSON

162      48.64%  
162+3      48.64% = 165  
0      . 0%  
9      2.70%

.....  
Total Votes      333

COUNTY COMMISSIONER, PRECINCT NO.3

DEM-JAMES J "BUDDY" PURVIS  
Number Over Votes  
Number Under Votes

217+3      65.16% = 220  
0      . 0%  
116      34.83%

.....  
Total Votes      333

CONSTABLE, PRECINCT NO.3

DEM-ANTHONY "RAY" MYERS  
Number Over Votes  
Number Under Votes

219+3      65.76% = 222  
0      . 0%  
114      34.23%

.....  
Total Votes      333+3 = 336

Pct#8      333  
            + 3  
Total      336





009 PRECINCT 9

**POLK COUNTY, TEXAS  
GENERAL ELECTION NOVEMBER 2, 2004**

Total Number Voting 250

STRAIGHT PARTY

REP-REPUBLICAN PARTY	39	15.60%
DEM-DEMOCRATIC PARTY	64	25.60%
LIB-LIBERTARIAN PARTY	1	.40%
Number Over Votes	0	.0%
Number Under Votes	146	58.40%

.....  
Total Votes 250

PRESIDENT-VICE PRESIDENT

REP-BUSH/CHENEY	145	58.00%
DEM-KERRY/EDWARDS	98	39.20%
LIB-BADNARIK/CAMPAGNA	0	.0%
Write In	1	.40%
Number Over Votes	0	.0%
Number Under Votes	6	2.40%

.....  
Total Votes 250

UNITED STATES REPRESENTATIVE, DST. 8

REP-KEVIN BRADY	88	35.20%
DEM-JAMES "JIM" WRIGHT	130	52.00%
LIB-PAUL HANSEN	4	1.60%
Number Over Votes	0	.0%
Number Under Votes	28	11.20%

.....  
Total Votes 250

RAILROAD COMMISSIONER

REP-VICTOR G. CARRILLO	79	31.60%
DEM-BOB SCARBOROUGH	131	52.40%
LIB-ANTHONY GARCIA	10	4.00%
Number Over Votes	0	.0%
Number Under Votes	30	12.00%

.....  
Total Votes 250

JUSTICE, SUPREME COURT, PLACE 3

REP-HARRIET O'NEILL	121	48.40%
Number Over Votes	0	.0%
Number Under Votes	129	51.60%

.....  
Total Votes 250

JUSTICE, SUPREME COURT, PLACE 5

REP-PAUL GREEN	121	48.40%
Number Over Votes	0	.0%
Number Under Votes	129	51.60%

.....  
Total Votes 250

JUSTICE, SUPREME COURT, PLACE 9

REP-SCOTT BRISTER	102	40.80%
DEM-DAVID VAN OS	115	46.00%
Number Over Votes	0	.0%
Number Under Votes	33	13.20%

.....  
Total Votes 250

Total Votes 250

JUDGE, CRT OF CRIMINAL APPEALS, PLACE 2

REP-LAWRENCE "LARRY" MEYERS	119	47.60%
LIB-QUANAH PARKER	29	11.60%
Number Over Votes	0	.0%
Number Under Votes	102	40.80%
.....		
Total Votes	250	

JUDGE, CRT OF CRIMINAL APPEALS, PLACE 5

REP-CHERYL JOHNSON	126	50.40%
LIB-TOM OXFORD	25	10.00%
Number Over Votes	0	.0%
Number Under Votes	99	39.60%
.....		
Total Votes	250	

JUDGE, CRT OF CRIMINAL APPEALS, PLACE 6

REP-MICHAEL E. KEASLER	95	38.00%
DEM-J.R. MOLINA	120	48.00%
Number Over Votes	0	.0%
Number Under Votes	35	14.00%
.....		
Total Votes	250	

MEMBER, STATE BOARD OF EDUCATION, DST. 8

REP-BARBARA CARGILL	117	46.80%
Number Over Votes	0	.0%
Number Under Votes	133	53.20%
.....		
Total Votes	250	

STATE REPRESENTATIVE, DISTRICT 18

REP-JOHN OTTO	74	29.60%
DEM-DAN ELLIS	165	66.00%
Number Over Votes	0	.0%
Number Under Votes	11	4.40%
.....		
Total Votes	250	

JUSTICE, 9TH COURT OF APPEALS DST.PL.2

REP-CHARLES KREGER	121	48.40%
Number Over Votes	0	.0%
Number Under Votes	129	51.60%
.....		
Total Votes	250	

DIST. JUDGE, 411TH JUDICIAL DISTRICT

DEM-ROBERT H. TRAPP	162	64.80%
Number Over Votes	0	.0%
Number Under Votes	88	35.20%
.....		
Total Votes	250	

TAX ASSESSOR-COLLECTOR

DEM-MARION A "BID" SMITH	191	76.40%
LIB-TINA ANN CARTER	24	9.60%
Number Over Votes	0	.0%
Number Under Votes	35	14.00%
.....		
Total Votes	250	

SHERIFF

REP-KENNETH HAMMACK	133	53.20%
DEM-BILLY RAY NELSON	110	44.00%
Number Over Votes	0	.0%
Number Under Votes	7	2.80%
.....		
Total Votes	250	

COUNTY COMMISSIONER, PRECINCT NO.3

DEM-JAMES J "BUDDY" PURVIS	167	66.80%
Number Over Votes	0	.0%
Number Under Votes	83	33.20%
.....		
Total Votes	250	

CONSTABLE, PRECINCT NO.3

DEM-ANTHONY "RAY" MYERS	189	75.60%
Number Over Votes	0	.0%
Number Under Votes	61	24.40%
.....		
Total Votes	250	



POLK COUNTY, TEXAS  
GENERAL ELECTION NOVEMBER 2, 2004

Total Number Voting 493

STRAIGHT PARTY

REP-REPUBLICAN PARTY	75	15.24%
DEM-DEMOCRATIC PARTY	136	27.64%
LIB-LIBERTARIAN PARTY	8	1.62%
Number Over Votes	0	.0%
Number Under Votes	273	55.48%
.....		
Total Votes	492	

PRESIDENT-VICE PRESIDENT

REP-BUSH/CHENEY	286	58.13%
DEM-KERRY/EDWARDS	203+1	41.26% = 204
LIB-BADNARIK/CAMPAGNA	0	.0%
Write In	0	.0%
Number Over Votes	0	.0%
Number Under Votes	3	.60%
.....		
Total Votes	492	

UNITED STATES REPRESENTATIVE, DST. 8

REP-KEVIN BRADY	219	44.51%
DEM-JAMES "JIM" WRIGHT	239+1	48.57% = 240
LIB-PAUL HANSEN	8	1.62%
Number Over Votes	0	.0%
Number Under Votes	26	5.28%
.....		
Total Votes	492	

RAILROAD COMMISSIONER

REP-VICTOR G. CARRILLO	189+1	38.41% = 190
DEM-BOB SCARBOROUGH	249	50.60%
LIB-ANTHONY GARCIA	18	3.65%
Number Over Votes	0	.0%
Number Under Votes	36	7.31%
.....		
Total Votes	492	

JUSTICE, SUPREME COURT, PLACE 3

REP-HARRIET O'NEILL	279+1	56.70% = 280
Number Over Votes	0	.0%
Number Under Votes	213	43.29%
.....		
Total Votes	492	

JUSTICE, SUPREME COURT, PLACE 5

REP-PAUL GREEN	272+1	55.28% = 273
Number Over Votes	0	.0%
Number Under Votes	220	44.71%
.....		
Total Votes	492	

JUSTICE, SUPREME COURT, PLACE 9

REP-SCOTT BRISTER	224	45.52%
DEM-DAVID VAN OS	223+1	45.32% = 224
Number Over Votes	0	.0%
Number Under Votes	45	9.14%
.....		
Total Votes	492	

**JUDGE, CRT OF CRIMINAL APPEALS, PLACE 2**

REP-LAWRENCE "LARRY" MEYERS	272	55.28%
LIB-QUANAH PARKER	57+1	11.58% = 58
Number Over Votes	0	.0%
Number Under Votes	163	33.13%
.....		
Total Votes	492	

**JUDGE, CRT OF CRIMINAL APPEALS, PLACE 5**

REP-CHERYL JOHNSON	266	54.06%
LIB-TOM OXFORD	59+1	11.99% = 60
Number Over Votes	0	.0%
Number Under Votes	167	33.94%
.....		
Total Votes	492	

**JUDGE, CRT OF CRIMINAL APPEALS, PLACE 6**

REP-MICHAEL E. KEASLER	218	44.30%
DEM-J.R. MOLINA	230+1	46.74% = 231
Number Over Votes	0	.0%
Number Under Votes	44	8.94%
.....		
Total Votes	492	

**MEMBER, STATE BOARD OF EDUCATION, DST. 8**

REP-BARBARA CARGILL	262+1	53.25% = 263
Number Over Votes	0	.0%
Number Under Votes	230	46.74%
.....		
Total Votes	492	

**STATE REPRESENTATIVE, DISTRICT 18**

REP-JOHN OTTO	161	32.72%
DEM-DAN ELLIS	317+1	64.43% = 318
Number Over Votes	0	.0%
Number Under Votes	14	2.84%
.....		
Total Votes	492	

**JUSTICE, 9TH COURT OF APPEALS DST.PL.2**

REP-CHARLES KREGER	274	55.69%
Number Over Votes	0	.0%
Number Under Votes	218	44.30%
.....		
Total Votes	492	

**DIST. JUDGE, 411TH JUDICIAL DISTRICT**

DEM-ROBERT H. TRAPP	350+1	71.13% = 351
Number Over Votes	0	.0%
Number Under Votes	142	28.86%
.....		
Total Votes	492	

**TAX ASSESSOR-COLLECTOR**

DEM-MARION A "BID" SMITH	369+1	75.00% = 370
LIB-TINA ANN CARTER	49	9.95%
Number Over Votes	0	.0%
Number Under Votes	74	15.04%
.....		
Total Votes	492	

SHERIFF

REP-KENNETH HAMMACK	262+1	53.25% = 263
DEM-BILLY RAY NELSON	223	45.32%
Number Over Votes	0	.0%
Number Under Votes	7	1.42%
.....		
Total Votes	492	

COUNTY COMMISSIONER, PRECINCT NO.3

DEM-JAMES J "BUDDY" PURVIS	361+1	73.37% = 362
Number Over Votes	0	.0%
Number Under Votes	131	26.62%
.....		
Total Votes	492	

CONSTABLE, PRECINCT NO.3

DEM-ANTHONY "RAY" MYERS	375+1	76.21% = 376
Number Over Votes	0	.0%
Number Under Votes	117	23.78%
.....		
Total Votes	492+1 = 493	

Pct#10	492
	+ 1
	493





011 PRECINCT 11

**POLK COUNTY, TEXAS  
GENERAL ELECTION NOVEMBER 2, 2004**

Total Number Voting 152

STRAIGHT PARTY

REP-REPUBLICAN PARTY	14	9.21%
DEM-DEMOCRATIC PARTY	52	34.21%
LIB-LIBERTARIAN PARTY	0	.0%
Number Over Votes	0	.0%
Number Under Votes	86	56.57%
.....		
Total Votes	152	

PRESIDENT-VICE PRESIDENT

REP-BUSH/CHENEY	74	48.68%
DEM-KERRY/EDWARDS	75	49.34%
LIB-BADNARIK/CAMPAGNA	1	.65%
Write In	0	.0%
Number Over Votes	0	.0%
Number Under Votes	2	1.31%
.....		
Total Votes	152	

UNITED STATES REPRESENTATIVE, DST. 8

REP-KEVIN BRADY	58	38.15%
DEM-JAMES "JIM" WRIGHT	86	56.57%
LIB-PAUL HANSEN	1	.65%
Number Over Votes	0	.0%
Number Under Votes	7	4.60%
.....		
Total Votes	152	

RAILROAD COMMISSIONER

REP-VICTOR G. CARRILLO	53	34.86%
DEM-BOB SCARBOROUGH	88	57.89%
LIB-ANTHONY GARCIA	1	.65%
Number Over Votes	0	.0%
Number Under Votes	10	6.57%
.....		
Total Votes	152	

JUSTICE, SUPREME COURT, PLACE 3

REP-HARRIET O'NEILL	69	45.39%
Number Over Votes	0	.0%
Number Under Votes	83	54.60%
.....		
Total Votes	152	

JUSTICE, SUPREME COURT, PLACE 5

REP-PAUL GREEN	70	46.05%
Number Over Votes	0	.0%
Number Under Votes	82	53.94%
.....		
Total Votes	152	

JUSTICE, SUPREME COURT, PLACE 9

REP-SCOTT BRISTER	64	42.10%
DEM-DAVID VAN OS	76	50.00%
Number Over Votes	0	.0%
Number Under Votes	12	7.89%
.....		
Total Votes	152	

JUDGE, CRT OF CRIMINAL APPEALS, PLACE 2  
 REP-LAWRENCE "LARRY" MEYERS 69 45.39%  
 LIB-QUANAH PARKER 20 13.15%  
 Number Over Votes 0 . 0%  
 Number Under Votes 63 41.44%  
 .....  
 Total Votes 152

JUDGE, CRT OF CRIMINAL APPEALS, PLACE 5  
 REP-CHERYL JOHNSON 76 50.00%  
 LIB-TOM OXFORD 13 8.55%  
 Number Over Votes 0 . 0%  
 Number Under Votes 63 41.44%  
 .....  
 Total Votes 152

JUDGE, CRT OF CRIMINAL APPEALS, PLACE 6  
 REP-MICHAEL E. KEASLER 58 38.15%  
 DEM-J.R. MOLINA 82 53.94%  
 Number Over Votes 0 . 0%  
 Number Under Votes 12 7.89%  
 .....  
 Total Votes 152

MEMBER, STATE BOARD OF EDUCATION, DST. 8  
 REP-BARBARA CARGILL 62 40.78%  
 Number Over Votes 0 . 0%  
 Number Under Votes 90 59.21%  
 .....  
 Total Votes 152

STATE REPRESENTATIVE, DISTRICT 18  
 REP-JOHN OTTO 42 27.63%  
 DEM-DAN ELLIS 107 70.39%  
 Number Over Votes 0 . 0%  
 Number Under Votes 3 1.97%  
 .....  
 Total Votes 152

JUSTICE, 9TH COURT OF APPEALS DST.PL.2  
 REP-CHARLES KREGER 68 44.73%  
 Number Over Votes 0 . 0%  
 Number Under Votes 84 55.26%  
 .....  
 Total Votes 152

DIST. JUDGE, 411TH JUDICIAL DISTRICT  
 DEM-ROBERT H. TRAPP 109 71.71%  
 Number Over Votes 0 . 0%  
 Number Under Votes 43 28.28%  
 .....  
 Total Votes 152

TAX ASSESSOR-COLLECTOR  
 DEM-MARION A "BID" SMITH 119 78.28%  
 LIB-TINA ANN CARTER 14 9.21%  
 Number Over Votes 0 . 0%  
 Number Under Votes 19 12.50%  
 .....  
 Total Votes 152

SHERIFF

REP-KENNETH HAMMACK	58	38.15%
DEM-BILLY RAY NELSON	91	59.86%
Number Over Votes	0	.0%
Number Under Votes	3	1.97%
.....		
Total Votes	152	

COUNTY COMMISSIONER, PRECINCT NO.3

DEM-JAMES J "BUDDY" PURVIS	112	73.68%
Number Over Votes	0	.0%
Number Under Votes	40	26.31%
.....		
Total Votes	152	

CONSTABLE, PRECINCT NO.3

DEM-ANTHONY "RAY" MYERS	115	75.65%
Number Over Votes	0	.0%
Number Under Votes	37	24.34%
.....		
Total Votes	152	



012 PRECINCT 12

**POLK COUNTY, TEXAS  
GENERAL ELECTION NOVEMBER 2, 2004**

Total Number Voting 153

**STRAIGHT PARTY**

REP-REPUBLICAN PARTY	4	2.61%
DEM-DEMOCRATIC PARTY	47	30.71%
LIB-LIBERTARIAN PARTY	0	.0%
Number Over Votes	0	.0%
Number Under Votes	102	66.66%
.....		
Total Votes	153	

**PRESIDENT-VICE PRESIDENT**

REP-BUSH/CHENEY	36	23.52%
DEM-KERRY/EDWARDS	116	75.81%
LIB-BADNARIK/CAMPAGNA	0	.0%
Write In	0	.0%
Number Over Votes	0	.0%
Number Under Votes	1	.65%
.....		
Total Votes	153	

**UNITED STATES REPRESENTATIVE, DST. 8**

REP-KEVIN BRADY	71	46.40%
DEM-JAMES "JIM" WRIGHT	73	47.71%
LIB-PAUL HANSEN	1	.65%
Number Over Votes	0	.0%
Number Under Votes	8	5.22%
.....		
Total Votes	153	

**RAILROAD COMMISSIONER**

REP-VICTOR G. CARRILLO	21	13.72%
DEM-BOB SCARBOROUGH	109	71.24%
LIB-ANTHONY GARCIA	9	5.88%
Number Over Votes	0	.0%
Number Under Votes	14	9.15%
.....		
Total Votes	153	

**JUSTICE, SUPREME COURT, PLACE 3**

REP-HARRIET O'NEILL	77	50.32%
Number Over Votes	0	.0%
Number Under Votes	76	49.67%
.....		
Total Votes	153	

**JUSTICE, SUPREME COURT, PLACE 5**

REP-PAUL GREEN	75	49.01%
Number Over Votes	0	.0%
Number Under Votes	78	50.98%
.....		
Total Votes	153	

**JUSTICE, SUPREME COURT, PLACE 9**

REP-SCOTT BRISTER	26	16.99%
DEM-DAVID VAN OS	111	72.54%
Number Over Votes	0	.0%
Number Under Votes	16	10.45%
.....		
Total Votes	153	

.....  
Total Votes 153

**VOL 50 PAGE 1780**

JUDGE, CRT OF CRIMINAL APPEALS, PLACE 2

REP-LAWRENCE "LARRY" MEYERS 45 29.41%  
LIB-QUANAH PARKER 50 32.67%  
Number Over Votes 0 . 0%  
Number Under Votes 58 37.90%

.....  
Total Votes 153

JUDGE, CRT OF CRIMINAL APPEALS, PLACE 5

REP-CHERYL JOHNSON 69 45.09%  
LIB-TOM OXFORD 28 18.30%  
Number Over Votes 0 . 0%  
Number Under Votes 56 36.60%

.....  
Total Votes 153

JUDGE, CRT OF CRIMINAL APPEALS, PLACE 6

REP-MICHAEL E. KEASLER 19 12.41%  
DEM-J.R. MOLINA 120 78.43%  
Number Over Votes 0 . 0%  
Number Under Votes 14 9.15%

.....  
Total Votes 153

MEMBER, STATE BOARD OF EDUCATION, DST. 8

REP-BARBARA CARGILL 72 47.05%  
Number Over Votes 0 . 0%  
Number Under Votes 81 52.94%

.....  
Total Votes 153

STATE REPRESENTATIVE, DISTRICT 18

REP-JOHN OTTO 47 30.71%  
DEM-DAN ELLIS 101 66.01%  
Number Over Votes 0 . 0%  
Number Under Votes 5 3.26%

.....  
Total Votes 153

JUSTICE, 9TH COURT OF APPEALS DST.PL.2

REP-CHARLES KREGER 74 48.36%  
Number Over Votes 0 . 0%  
Number Under Votes 79 51.63%

.....  
Total Votes 153

DIST. JUDGE, 411TH JUDICIAL DISTRICT

DEM-ROBERT H. TRAPP 126 82.35%  
Number Over Votes 0 . 0%  
Number Under Votes 27 17.64%

.....  
Total Votes 153

TAX ASSESSOR-COLLECTOR

DEM-MARION A "BID" SMITH 133 86.92%  
LIB-TINA ANN CARTER 13 8.49%  
Number Over Votes 0 . 0%  
Number Under Votes 7 4.57%

.....  
Total Votes 153

SHERIFF

REP-KENNETH HAMMACK	90	58.82%
DEM-BILLY RAY NELSON	60	39.21%
Number Over Votes	0	.0%
Number Under Votes	3	1.96%
.....		
Total Votes	153	

COUNTY COMMISSIONER, PRECINCT NO.3

DEM-JAMES J "BUDDY" PURVIS	136	88.88%
Number Over Votes	0	.0%
Number Under Votes	17	11.11%
.....		
Total Votes	153	

CONSTABLE, PRECINCT NO.3

DEM-ANTHONY "RAY" MYERS	128	83.66%
Number Over Votes	0	.0%
Number Under Votes	25	16.33%
.....		
Total Votes	153	





013 PRECINCT 13

POLK COUNTY, TEXAS  
 GENERAL ELECTION NOVEMBER 2, 2004

Total Number Voting	165	
STRAIGHT PARTY		
REP-REPUBLICAN PARTY	26	15.75%
DEM-DEMOCRATIC PARTY	10	6.06%
LIB-LIBERTARIAN PARTY	0	.0%
Number Over Votes	0	.0%
Number Under Votes	129	78.18%
.....		
Total Votes	165	
PRESIDENT-VICE PRESIDENT		
REP-BUSH/CHENEY	125	75.75%
DEM-KERRY/EDWARDS	39	23.63%
LIB-BADNARIK/CAMPAGNA	0	.0%
Write In	0	.0%
Number Over Votes	0	.0%
Number Under Votes	1	.60%
.....		
Total Votes	165	
UNITED STATES REPRESENTATIVE, DST. 8		
REP-KEVIN BRADY	99	60.00%
DEM-JAMES "JIM" WRIGHT	49	29.69%
LIB-PAUL HANSEN	4	2.42%
Number Over Votes	0	.0%
Number Under Votes	13	7.87%
.....		
Total Votes	165	
RAILROAD COMMISSIONER		
REP-VICTOR G. CARRILLO	80	48.48%
DEM-BOB SCARBOROUGH	63	38.18%
LIB-ANTHONY GARCIA	4	2.42%
Number Over Votes	0	.0%
Number Under Votes	18	10.90%
.....		
Total Votes	165	
JUSTICE, SUPREME COURT, PLACE 3		
REP-HARRIET O'NEILL	108	65.45%
Number Over Votes	0	.0%
Number Under Votes	57	34.54%
.....		
Total Votes	165	
JUSTICE, SUPREME COURT, PLACE 5		
REP-PAUL GREEN	106	64.24%
Number Over Votes	0	.0%
Number Under Votes	59	35.75%
.....		
Total Votes	165	
JUSTICE, SUPREME COURT, PLACE 9		
REP-SCOTT BRISTER	89	53.93%
DEM-DAVID VAN OS	51	30.90%
Number Over Votes	0	.0%
Number Under Votes	25	15.15%
.....		
Total Votes	165	

## VOL 50 PAGE 1784

## JUDGE, CRT OF CRIMINAL APPEALS, PLACE 2

REP-LAWRENCE "LARRY" MEYERS	109	66.06%
LIB-QUANAH PARKER	17	10.30%
Number Over Votes	0	.0%
Number Under Votes	39	23.63%
.....		
Total Votes	165	

## JUDGE, CRT OF CRIMINAL APPEALS, PLACE 5

REP-CHERYL JOHNSON	110	66.66%
LIB-TOM OXFORD	17	10.30%
Number Over Votes	0	.0%
Number Under Votes	38	23.03%
.....		
Total Votes	165	

## JUDGE, CRT OF CRIMINAL APPEALS, PLACE 6

REP-MICHAEL E. KEASLER	87	52.72%
DEM-J.R. MOLINA	51	30.90%
Number Over Votes	0	.0%
Number Under Votes	27	16.36%
.....		
Total Votes	165	

## MEMBER, STATE BOARD OF EDUCATION, DST. 8

REP-BARBARA CARGILL	103	62.42%
Number Over Votes	0	.0%
Number Under Votes	62	37.57%
.....		
Total Votes	165	

## STATE REPRESENTATIVE, DISTRICT 18

REP-JOHN OTTO	92	55.75%
DEM-DAN ELLIS	67	40.60%
Number Over Votes	0	.0%
Number Under Votes	6	3.63%
.....		
Total Votes	165	

## JUSTICE, 9TH COURT OF APPEALS DST. PL. 2

REP-CHARLES KREGER	102	61.81%
Number Over Votes	0	.0%
Number Under Votes	63	38.18%
.....		
Total Votes	165	

## DIST. JUDGE, 411TH JUDICIAL DISTRICT

DEM-ROBERT H. TRAPP	95	57.57%
Number Over Votes	0	.0%
Number Under Votes	70	42.42%
.....		
Total Votes	165	

## TAX ASSESSOR-COLLECTOR

DEM-MARION A "BID" SMITH	106	64.24%
LIB-TINA ANN CARTER	23	13.93%
Number Over Votes	0	.0%
Number Under Votes	36	21.81%
.....		
Total Votes	165	

## SHERIFF

REP-KENNETH HAMMACK	121	73.33%
DEM-BILLY RAY NELSON	44	26.66%
Number Over Votes	0	.0%
Number Under Votes	0	.0%
.....		
Total Votes	165	

## CONSTABLE, PRECINCT NO.4

DEM-EDGAR "MARVIN" TAYLOR	100	60.60%
Number Over Votes	0	.0%
Number Under Votes	65	39.39%
.....		
Total Votes	165	

TOTAL BALLOTS CAST 165

TOTAL TYPE 1 BALLOTS 165



014 PRECINCT 14

**POLK COUNTY, TEXAS  
GENERAL ELECTION NOVEMBER 2, 2004**

Total Number Voting 404

**STRAIGHT PARTY**

REP-REPUBLICAN PARTY	71	17.57%
DEM-DEMOCRATIC PARTY	76	18.81%
LIB-LIBERTARIAN PARTY	5	1.23%
Number Over Votes	0	.0%
Number Under Votes	252	62.37%
.....		
Total Votes	404	

**PRESIDENT-VICE PRESIDENT**

REP-BUSH/CHENEY	240	59.40%
DEM-KERRY/EDWARDS	156	38.61%
LIB-BADNARIK/CAMPAGNA	3	.74%
Write In	1	.24%
Number Over Votes	0	.0%
Number Under Votes	4	.99%
.....		
Total Votes	404	

**UNITED STATES REPRESENTATIVE, DST. 8**

REP-KEVIN BRADY	185	45.79%
DEM-JAMES "JIM" WRIGHT	173	42.82%
LIB-PAUL HANSEN	13	3.21%
Number Over Votes	0	.0%
Number Under Votes	33	8.16%
.....		
Total Votes	404	

**RAILROAD COMMISSIONER**

REP-VICTOR G. CARRILLO	151	37.37%
DEM-BOB SCARBOROUGH	193	47.77%
LIB-ANTHONY GARCIA	24	5.94%
Number Over Votes	0	.0%
Number Under Votes	36	8.91%
.....		
Total Votes	404	

**JUSTICE, SUPREME COURT, PLACE 3**

REP-HARRIET O'NEILL	247	61.13%
Number Over Votes	0	.0%
Number Under Votes	157	38.86%
.....		
Total Votes	404	

**JUSTICE, SUPREME COURT, PLACE 5**

REP-PAUL GREEN	242	59.90%
Number Over Votes	0	.0%
Number Under Votes	162	40.09%
.....		
Total Votes	404	

**JUSTICE, SUPREME COURT, PLACE 9**

REP-SCOTT BRISTER	185	45.79%
DEM-DAVID VAN OS	174	43.06%
Number Over Votes	0	.0%
Number Under Votes	45	11.13%
.....		
Total Votes	404	

**VOL 50 PAGE 1788**

**JUDGE, CRT OF CRIMINAL APPEALS, PLACE 2**

REP-LAWRENCE "LARRY" MEYERS	226	55.94%
LIB-QUANAH PARKER	61	15.09%
Number Over Votes	0	.0%
Number Under Votes	117	28.96%
.....		
Total Votes	404	

**JUDGE, CRT OF CRIMINAL APPEALS, PLACE 5**

REP-CHERYL JOHNSON	229	56.68%
LIB-TOM OXFORD	58	14.35%
Number Over Votes	0	.0%
Number Under Votes	117	28.96%
.....		
Total Votes	404	

**JUDGE, CRT OF CRIMINAL APPEALS, PLACE 6**

REP-MICHAEL E. KEASLER	177	43.81%
DEM-J.R. MOLINA	175	43.31%
Number Over Votes	0	.0%
Number Under Votes	52	12.87%
.....		
Total Votes	404	

**MEMBER, STATE BOARD OF EDUCATION, DST. 8**

REP-BARBARA CARGILL	233	57.67%
Number Over Votes	0	.0%
Number Under Votes	171	42.32%
.....		
Total Votes	404	

**STATE REPRESENTATIVE, DISTRICT 18**

REP-JOHN OTTO	175	43.31%
DEM-DAN ELLIS	212	52.47%
Number Over Votes	0	.0%
Number Under Votes	17	4.20%
.....		
Total Votes	404	

**JUSTICE, 9TH COURT OF APPEALS DST.PL.2**

REP-CHARLES KREGER	239	59.15%
Number Over Votes	0	.0%
Number Under Votes	165	40.84%
.....		
Total Votes	404	

**DIST. JUDGE, 411TH JUDICIAL DISTRICT**

DEM-ROBERT H. TRAPP	254	62.87%
Number Over Votes	0	.0%
Number Under Votes	150	37.12%
.....		
Total Votes	404	

**TAX ASSESSOR-COLLECTOR**

DEM-MARION A "BID" SMITH	289	71.53%
LIB-TINA ANN CARTER	37	9.15%
Number Over Votes	0	.0%
Number Under Votes	78	19.30%
.....		
Total Votes	404	

SHERIFF

REP-KENNETH HAMMACK	259	64.10%
DEM-BILLY RAY NELSON	139	34.40%
Number Over Votes	0	.0%
Number Under Votes	6	1.48%
.....		
Total Votes	404	

CONSTABLE, PRECINCT NO.4

DEM-EDGAR "MARVIN" TAYLOR	260	64.35%
Number Over Votes	0	.0%
Number Under Votes	144	35.64%
.....		
Total Votes	404	

TOTAL BALLOTS CAST 404

TOTAL TYPE 1 BALLOTS 404





POLK COUNTY, TEXAS  
 GENERAL ELECTION NOVEMBER 2, 2004

Total Number Voting 268

STRAIGHT PARTY

REP-REPUBLICAN PARTY	44	16.41%
DEM-DEMOCRATIC PARTY	37	13.80%
LIB-LIBERTARIAN PARTY	1	.37%
Number Over Votes	0	.0%
Number Under Votes	186	69.40%
.....		
Total Votes	268	

PRESIDENT-VICE PRESIDENT

REP-BUSH/CHENEY	179	66.79%
DEM-KERRY/EDWARDS	81	30.22%
LIB-BADNARIK/CAMPAGNA	3	1.11%
Write In	2	.74%
Number Over Votes	0	.0%
Number Under Votes	3	1.11%
.....		
Total Votes	268	

Pct#15 (ED) Declared Wrk  
 Peroutka/Baldwin - 2

UNITED STATES REPRESENTATIVE, DST. 8

REP-KEVIN BRADY	148	55.22%
DEM-JAMES "JIM" WRIGHT	97	36.19%
LIB-PAUL HANSEN	12	4.47%
Number Over Votes	0	.0%
Number Under Votes	11	4.10%
.....		
Total Votes	268	

RAILROAD COMMISSIONER

REP-VICTOR G. CARRILLO	122	45.52%
DEM-BOB SCARBOROUGH	114	42.53%
LIB-ANTHONY GARCIA	14	5.22%
Number Over Votes	0	.0%
Number Under Votes	18	6.71%
.....		
Total Votes	268	

JUSTICE, SUPREME COURT, PLACE 3

REP-HARRIET O'NEILL	174	64.92%
Number Over Votes	0	.0%
Number Under Votes	94	35.07%
.....		
Total Votes	268	

JUSTICE, SUPREME COURT, PLACE 5

REP-PAUL GREEN	178	66.41%
Number Over Votes	0	.0%
Number Under Votes	90	33.58%
.....		
Total Votes	268	

JUSTICE, SUPREME COURT, PLACE 9

REP-SCOTT BRISTER	150	55.97%
DEM-DAVID VAN OS	92	34.32%
Number Over Votes	0	.0%
Number Under Votes	26	9.70%
.....		
Total Votes	268	

**JUDGE, CRT OF CRIMINAL APPEALS, PLACE 2**

REP-LAWRENCE "LARRY" MEYERS	173	64.55%
LIB-QUANAH PARKER	36	13.43%
Number Over Votes	0	.0%
Number Under Votes	59	22.01%
.....		
Total Votes	268	

**JUDGE, CRT OF CRIMINAL APPEALS, PLACE 5**

REP-CHERYL JOHNSON	168	62.68%
LIB-TOM OXFORD	38	14.17%
Number Over Votes	0	.0%
Number Under Votes	62	23.13%
.....		
Total Votes	268	

**JUDGE, CRT OF CRIMINAL APPEALS, PLACE 6**

REP-MICHAEL E. KEASLER	151	56.34%
DEM-J.R. MOLINA	93	34.70%
Number Over Votes	0	.0%
Number Under Votes	24	8.95%
.....		
Total Votes	268	

**MEMBER, STATE BOARD OF EDUCATION, DST. 8**

REP-BARBARA CARGILL	172	64.17%
Number Over Votes	0	.0%
Number Under Votes	96	35.82%
.....		
Total Votes	268	

**STATE REPRESENTATIVE, DISTRICT 18**

REP-JOHN OTTO	131	48.88%
DEM-DAN ELLIS	131	48.88%
Number Over Votes	0	.0%
Number Under Votes	6	2.23%
.....		
Total Votes	268	

**JUSTICE, 9TH COURT OF APPEALS DST.PL.2**

REP-CHARLES KREGER	171	63.80%
Number Over Votes	0	.0%
Number Under Votes	97	36.19%
.....		
Total Votes	268	

**DIST. JUDGE, 411TH JUDICIAL DISTRICT**

DEM-ROBERT H. TRAPP	172	64.17%
Number Over Votes	0	.0%
Number Under Votes	96	35.82%
.....		
Total Votes	268	

**TAX ASSESSOR-COLLECTOR**

DEM-MARION A "BID" SMITH	194	72.38%
LIB-TINA ANN CARTER	37	13.80%
Number Over Votes	0	.0%
Number Under Votes	37	13.80%
.....		
Total Votes	268	

SHERIFF

REP-KENNETH HAMMACK	148	55.22%
DEM-BILLY RAY NELSON	118	44.02%
Number Over Votes	0	.0%
Number Under Votes	2	.74%
.....		
Total Votes	268	

CONSTABLE, PRECINCT NO.4

DEM-EDGAR "MARVIN" TAYLOR	175	65.29%
Number Over Votes	0	.0%
Number Under Votes	93	34.70%
.....		
Total Votes	268	

TOTAL BALLOTS CAST 268

TOTAL TYPE 1 BALLOTS 268



016 PRECINCT 16

POLK COUNTY, TEXAS  
 GENERAL ELECTION NOVEMBER 2, 2004

Total Number Voting 958

STRAIGHT PARTY

REP-REPUBLICAN PARTY	168	17.53%
DEM-DEMOCRATIC PARTY	134	13.98%
LIB-LIBERTARIAN PARTY	8	.83%
Number Over Votes	0	.0%
Number Under Votes	648	67.64%
.....		
Total Votes	958	

PRESIDENT-VICE PRESIDENT

REP-BUSH/CHENEY	669	69.83%
DEM-KERRY/EDWARDS	276	28.81%
LIB-BADNARIK/CAMPAGNA	5	.52%
Write In	1	.10%
Number Over Votes	0	.0%
Number Under Votes	7	.73%
.....		
Total Votes	958	

UNITED STATES REPRESENTATIVE, DST. 8

REP-KEVIN BRADY	532	55.53%
DEM-JAMES "JIM" WRIGHT	338	35.28%
LIB-PAUL HANSEN	24	2.50%
Number Over Votes	0	.0%
Number Under Votes	64	6.68%
.....		
Total Votes	958	

RAILROAD COMMISSIONER

REP-VICTOR G. CARRILLO	436	45.51%
DEM-BOB SCARBOROUGH	390	40.70%
LIB-ANTHONY GARCIA	37	3.86%
Number Over Votes	0	.0%
Number Under Votes	95	9.91%
.....		
Total Votes	958	

JUSTICE, SUPREME COURT, PLACE 3

REP-HARRIET O'NEILL	637	66.49%
Number Over Votes	0	.0%
Number Under Votes	321	33.50%
.....		
Total Votes	958	

JUSTICE, SUPREME COURT, PLACE 5

REP-PAUL GREEN	633	66.07%
Number Over Votes	0	.0%
Number Under Votes	325	33.92%
.....		
Total Votes	958	

JUSTICE, SUPREME COURT, PLACE 9

REP-SCOTT BRISTER	528	55.11%
DEM-DAVID VAN OS	320	33.40%
Number Over Votes	0	.0%
Number Under Votes	110	11.48%
.....		
Total Votes	958	

JUDGE, CRT OF CRIMINAL APPEALS, PLACE 2  
 REP-LAWRENCE "LARRY" MEYERS 587 61.27%  
 LIB-QUANAH PARKER 133 13.88%  
 Number Over Votes 0 . 0%  
 Number Under Votes 238 24.84%  
 .....  
 Total Votes 958

JUDGE, CRT OF CRIMINAL APPEALS, PLACE 5  
 REP-CHERYL JOHNSON 630 65.76%  
 LIB-TOM OXFORD 97 10.12%  
 Number Over Votes 0 . 0%  
 Number Under Votes 231 24.11%  
 .....  
 Total Votes 958

JUDGE, CRT OF CRIMINAL APPEALS, PLACE 6  
 REP-MICHAEL E. KEASLER 519 54.17%  
 DEM-J.R. MOLINA 326 34.02%  
 Number Over Votes 0 . 0%  
 Number Under Votes 113 11.79%  
 .....  
 Total Votes 958

MEMBER, STATE BOARD OF EDUCATION, DST. 8  
 REP-BARBARA CARGILL 614 64.09%  
 Number Over Votes 0 . 0%  
 Number Under Votes 344 35.90%  
 .....  
 Total Votes 958

STATE REPRESENTATIVE, DISTRICT 18  
 REP-JOHN OTTO 465 48.53%  
 DEM-DAN ELLIS 472 49.26%  
 Number Over Votes 0 . 0%  
 Number Under Votes 21 2.19%  
 .....  
 Total Votes 958

JUSTICE, 9TH COURT OF APPEALS DST.PL.2  
 REP-CHARLES KREGER 631 65.86%  
 Number Over Votes 0 . 0%  
 Number Under Votes 327 34.13%  
 .....  
 Total Votes 958

DIST. JUDGE, 411TH JUDICIAL DISTRICT  
 DEM-ROBERT H. TRAPP 623 65.03%  
 Number Over Votes 0 . 0%  
 Number Under Votes 335 34.96%  
 .....  
 Total Votes 958

TAX ASSESSOR-COLLECTOR  
 DEM-MARION A "BID" SMITH 699 72.96%  
 LIB-TINA ANN CARTER 101 10.54%  
 Number Over Votes 0 . 0%  
 Number Under Votes 158 16.49%  
 .....  
 Total Votes 958

SHERIFF

REP-KENNETH HAMMACK	558	58.24%
DEM-BILLY RAY NELSON	394	41.12%
Number Over Votes	0	.0%
Number Under Votes	6	.62%
.....		
Total Votes	958	

CONSTABLE, PRECINCT NO. 4

DEM-EDGAR "MARVIN" TAYLOR	628	65.55%
Number Over Votes	0	.0%
Number Under Votes	330	34.44%
.....		
Total Votes	958	

TOTAL BALLOTS CAST 958

TOTAL TYPE 1 BALLOTS 958





017 PRECINCT 17

**POLK COUNTY, TEXAS  
GENERAL ELECTION NOVEMBER 2, 2004**

Total Number Voting 258

STRAIGHT PARTY

REP-REPUBLICAN PARTY 53 20.54%  
 DEM-DEMOCRATIC PARTY 55 21.31%  
 LIB-LIBERTARIAN PARTY 0 .0%  
 Number Over Votes 0 .0%  
 Number Under Votes 150 58.13%

.....  
 Total Votes 258

PRESIDENT-VICE PRESIDENT

REP-BUSH/CHENEY 162 62.79%  
 DEM-KERRY/EDWARDS 94 36.43%  
 LIB-BADNARIK/CAMPAGNA 1 .38%  
 Write In 0 .0%  
 Number Over Votes 0 .0%  
 Number Under Votes 1 .38%

.....  
 Total Votes 258

UNITED STATES REPRESENTATIVE, DST. 0

REP-KEVIN BRADY 126 48.83%  
 DEM-JAMES "JIM" WRIGHT 120 46.51%  
 LIB-PAUL HANSEN 2 .77%  
 Number Over Votes 0 .0%  
 Number Under Votes 10 3.87%

.....  
 Total Votes 258

RAILROAD COMMISSIONER

REP-VICTOR G. CARRILLO 113 43.79%  
 DEM-BOB SCARBOROUGH 127 49.22%  
 LIB-ANTHONY GARCIA 1 .38%  
 Number Over Votes 0 .0%  
 Number Under Votes 17 6.58%

.....  
 Total Votes 258

JUSTICE, SUPREME COURT, PLACE 3

REP-HARRIET O'NEILL 167 64.72%  
 Number Over Votes 0 .0%  
 Number Under Votes 91 35.27%

.....  
 Total Votes 258

JUSTICE, SUPREME COURT, PLACE 5

REP-PAUL GREEN 163 63.17%  
 Number Over Votes 0 .0%  
 Number Under Votes 95 36.82%

.....  
 Total Votes 258

JUSTICE, SUPREME COURT, PLACE 9

REP-SCOTT BRISTER 132 51.16%  
 DEM-DAVID VAN OS 108 41.86%  
 Number Over Votes 0 .0%  
 Number Under Votes 18 6.97%

.....  
 Total Votes 258

.....  
 Total Votes 258

JUDGE, CRT OF CRIMINAL APPEALS, PLACE 2

REP-LAWRENCE "LARRY" MEYERS 152 58.91%  
 LIB-QUANAH PARKER 34 13.17%  
 Number Over Votes 0 . 0%  
 Number Under Votes 72 27.90%

.....  
 Total Votes 258

JUDGE, CRT OF CRIMINAL APPEALS, PLACE 5

REP-CHERYL JOHNSON 158 61.24%  
 LIB-TOM OXFORD 29 11.24%  
 Number Over Votes 0 . 0%  
 Number Under Votes 71 27.51%

.....  
 Total Votes 258

JUDGE, CRT OF CRIMINAL APPEALS, PLACE 6

REP-MICHAEL E. KEASLER 131 50.77%  
 DEM-J.R. MOLINA 108 41.86%  
 Number Over Votes 0 . 0%  
 Number Under Votes 19 7.36%

.....  
 Total Votes 258

MEMBER, STATE BOARD OF EDUCATION, DST. 8

REP-BARBARA CARGILL 163 63.17%  
 Number Over Votes 0 . 0%  
 Number Under Votes 95 36.82%

.....  
 Total Votes 258

STATE REPRESENTATIVE, DISTRICT 18

REP-JOHN OTTO 115 44.57%  
 DEM-DAN ELLIS 137 53.10%  
 Number Over Votes 0 . 0%  
 Number Under Votes 6 2.32%

.....  
 Total Votes 258

JUSTICE, 9TH COURT OF APPEALS DST. PL. 2

REP-CHARLES KREGER 164 63.56%  
 Number Over Votes 0 . 0%  
 Number Under Votes 94 36.43%

.....  
 Total Votes 258

DIST. JUDGE, 411TH JUDICIAL DISTRICT

DEM-ROBERT H. TRAPP 177 68.60%  
 Number Over Votes 0 . 0%  
 Number Under Votes 81 31.39%

.....  
 Total Votes 258

TAX ASSESSOR-COLLECTOR

DEM-MARION A "BID" SMITH 174 67.44%  
 LIB-TINA ANN CARTER 34 13.17%  
 Number Over Votes 0 . 0%  
 Number Under Votes 50 19.37%

.....  
 Total Votes 258

SHERIFF

REP-KENNETH HAMMACK	146	56.58%
DEM-BILLY RAY NELSON	111	43.02%
Number Over Votes	0	.0%
Number Under Votes	1	.38%
.....		
Total Votes	258	

CONSTABLE, PRECINCT NO.2

DEM-WILLIAM R CUNNINGHAM	166	64.34%
Number Over Votes	0	.0%
Number Under Votes	92	35.65%
.....		
Total Votes	258	



018 PRECINCT 18

**POLK COUNTY, TEXAS  
GENERAL ELECTION NOVEMBER 2, 2004**

Total Number Voting	230	
STRAIGHT PARTY		
REP-REPUBLICAN PARTY	16	6.95%
DEM-DEMOCRATIC PARTY	127	55.21%
LIB-LIBERTARIAN PARTY	2	.86%
Number Over Votes	0	.0%
Number Under Votes	85	36.95%
.....		
Total Votes	230	
PRESIDENT-VICE PRESIDENT		
REP-BUSH/CHENEY	48	20.86%
DEM-KERRY/EDWARDS	182	79.13%
LIB-BADNARIK/CAMPAGNA	0	.0%
Write In	0	.0%
Number Over Votes	0	.0%
Number Under Votes	0	.0%
.....		
Total Votes	230	
UNITED STATES REPRESENTATIVE, DST. 8		
REP-KEVIN BRADY	34	14.78%
DEM-JAMES "JIM" WRIGHT	176	76.52%
LIB-PAUL HANSEN	1	.43%
Number Over Votes	0	.0%
Number Under Votes	19	8.26%
.....		
Total Votes	230	
RAILROAD COMMISSIONER		
REP-VICTOR G. CARRILLO	28	12.17%
DEM-BOB SCARBOROUGH	177	76.95%
LIB-ANTHONY GARCIA	6	2.60%
Number Over Votes	0	.0%
Number Under Votes	19	8.26%
.....		
Total Votes	230	
JUSTICE, SUPREME COURT, PLACE 3		
REP-HARRIET O'NEILL	71	30.86%
Number Over Votes	0	.0%
Number Under Votes	159	69.13%
.....		
Total Votes	230	
JUSTICE, SUPREME COURT, PLACE 5		
REP-PAUL GREEN	69	30.00%
Number Over Votes	0	.0%
Number Under Votes	161	70.00%
.....		
Total Votes	230	
JUSTICE, SUPREME COURT, PLACE 9		
REP-SCOTT BRISTER	44	19.13%
DEM-DAVID VAN OS	163	70.86%
Number Over Votes	0	.0%
Number Under Votes	23	10.00%
.....		
Total Votes	230	

**JUDGE, CRT OF CRIMINAL APPEALS, PLACE 2**

REP-LAWRENCE "LARRY" MEYERS	52	22.60%
LIB-QUANAH PARKER	40	17.39%
Number Over Votes	0	.0%
Number Under Votes	138	60.00%
.....		
Total Votes	230	

**JUDGE, CRT OF CRIMINAL APPEALS, PLACE 5**

REP-CHERYL JOHNSON	55	23.91%
LIB-TOM OXFORD	38	16.52%
Number Over Votes	0	.0%
Number Under Votes	137	59.56%
.....		
Total Votes	230	

**JUDGE, CRT OF CRIMINAL APPEALS, PLACE 6**

REP-MICHAEL E. KEASLER	34	14.78%
DEM-J.R. MOLINA	174	75.65%
Number Over Votes	0	.0%
Number Under Votes	22	9.56%
.....		
Total Votes	230	

**MEMBER, STATE BOARD OF EDUCATION, DST. 8**

REP-BARBARA CARGILL	63	27.39%
Number Over Votes	0	.0%
Number Under Votes	167	72.60%
.....		
Total Votes	230	

**STATE REPRESENTATIVE, DISTRICT 18**

REP-JOHN OTTO	35	15.21%
DEM-DAN ELLIS	190	82.60%
Number Over Votes	0	.0%
Number Under Votes	5	2.17%
.....		
Total Votes	230	

**JUSTICE, 9TH COURT OF APPEALS DST.PL.2**

REP-CHARLES KREGER	66	28.69%
Number Over Votes	0	.0%
Number Under Votes	164	71.30%
.....		
Total Votes	230	

**DIST. JUDGE, 411TH JUDICIAL DISTRICT**

DEM-ROBERT H. TRAPP	188	81.73%
Number Over Votes	0	.0%
Number Under Votes	42	18.26%
.....		
Total Votes	230	

**TAX ASSESSOR-COLLECTOR**

DEM-MARION A "BID" SMITH	196	85.21%
LIB-TINA ANN CARTER	16	6.95%
Number Over Votes	0	.0%
Number Under Votes	18	7.82%
.....		
Total Votes	230	

SHERIFF

REP-KENNETH HAMMACK	84	36.52%
DEM-BILLY RAY NELSON	145	63.04%
Number Over Votes	0	.0%
Number Under Votes	1	.43%
.....		
Total Votes	230	

COUNTY COMMISSIONER, PRECINCT NO. 3

DEM-JAMES J "BUDDY" PURVIS	185	80.43%
Number Over Votes	0	.0%
Number Under Votes	45	19.56%
.....		
Total Votes	230	

CONSTABLE, PRECINCT NO. 3

DEM-ANTHONY "RAY" MYERS	185	80.43%
Number Over Votes	0	.0%
Number Under Votes	45	19.56%
.....		
Total Votes	230	





POLK COUNTY, TEXAS  
GENERAL ELECTION                      NOVEMBER 2, 2004

Total Number Voting                      185

## STRAIGHT PARTY

REP-REPUBLICAN PARTY	62	33.51%
DEM-DEMOCRATIC PARTY	14	7.56%
LIB-LIBERTARIAN PARTY	0	. 0%
Number Over Votes	0	. 0%
Number Under Votes	109	58.91%

.....  
Total Votes                      185

## PRESIDENT-VICE PRESIDENT

REP-BUSH/CHENEY	128	69.18%
DEM-KERRY/EDWARDS	52	28.10%
LIB-BADNARIK/CAMPAGNA	2	1.08%
Write In	0	. 0%
Number Over Votes	0	. 0%
Number Under Votes	3	1.62%

.....  
Total Votes                      185

## UNITED STATES REPRESENTATIVE, DST. 8

REP-KEVIN BRADY	120	64.86%
DEM-JAMES "JIM" WRIGHT	47	25.40%
LIB-PAUL HANSEN	7	3.78%
Number Over Votes	0	. 0%
Number Under Votes	11	5.94%

.....  
Total Votes                      185

## RAILROAD COMMISSIONER

REP-VICTOR G. CARRILLO	112	60.54%
DEM-BOB SCARBOROUGH	46	24.86%
LIB-ANTHONY GARCIA	7	3.78%
Number Over Votes	0	. 0%
Number Under Votes	20	10.81%

.....  
Total Votes                      185

## JUSTICE, SUPREME COURT, PLACE 3

REP-HARRIET O'NEILL	137	74.05%
Number Over Votes	0	. 0%
Number Under Votes	48	25.94%

.....  
Total Votes                      185

## JUSTICE, SUPREME COURT, PLACE 5

REP-PAUL GREEN	134	72.43%
Number Over Votes	0	. 0%
Number Under Votes	51	27.56%

.....  
Total Votes                      185

## JUSTICE, SUPREME COURT, PLACE 9

REP-SCOTT BRISTER	119	64.32%
DEM-DAVID VAN OS	46	24.86%
Number Over Votes	0	. 0%
Number Under Votes	20	10.81%

.....  
Total Votes                      185

VOL 50 PAGE 1808

JUDGE, CRT OF CRIMINAL APPEALS, PLACE 2

REP-LAWRENCE "LARRY" MEYERS	123	66.48%
LIB-QUANAH PARKER	24	12.97%
Number Over Votes	0	.0%
Number Under Votes	38	20.54%
.....		
Total Votes	185	

JUDGE, CRT OF CRIMINAL APPEALS, PLACE 5

REP-CHERYL JOHNSON	128	69.18%
LIB-TOM OXFORD	22	11.89%
Number Over Votes	0	.0%
Number Under Votes	35	18.91%
.....		
Total Votes	185	

JUDGE, CRT OF CRIMINAL APPEALS, PLACE 6

REP-MICHAEL E. KEASLER	121	65.40%
DEM-J.R. MOLINA	44	23.78%
Number Over Votes	0	.0%
Number Under Votes	20	10.81%
.....		
Total Votes	185	

MEMBER, STATE BOARD OF EDUCATION, DST. 8

REP-BARBARA CARGILL	133	71.89%
Number Over Votes	0	.0%
Number Under Votes	52	28.10%
.....		
Total Votes	185	

STATE REPRESENTATIVE, DISTRICT 18

REP-JOHN OTTO	109	58.91%
DEM-DAN ELLIS	65	35.13%
Number Over Votes	0	.0%
Number Under Votes	11	5.94%
.....		
Total Votes	185	

JUSTICE, 9TH COURT OF APPEALS DST.PL.2

REP-CHARLES KREGER	132	71.35%
Number Over Votes	0	.0%
Number Under Votes	53	28.64%
.....		
Total Votes	185	

DIST. JUDGE, 411TH JUDICIAL DISTRICT

DEM-ROBERT H. TRAPP	85	45.94%
Number Over Votes	0	.0%
Number Under Votes	100	54.05%
.....		
Total Votes	185	

TAX ASSESSOR-COLLECTOR

DEM-MARION A "BID" SMITH	100	54.05%
LIB-TINA ANN CARTER	22	11.89%
Number Over Votes	0	.0%
Number Under Votes	63	34.05%
.....		
Total Votes	185	

## SHERIFF

REP-KENNETH HAMMACK	121	65.40%
DEM-BILLY RAY NELSON	49	26.48%
Number Over Votes	0	.0%
Number Under Votes	15	8.10%
.....		
Total Votes	185	

## COUNTY COMMISSIONER, PRECINCT NO. 1

REP-BOB WILLIS	145	78.37%
Number Over Votes	0	.0%
Number Under Votes	40	21.62%
.....		
Total Votes	185	

## CONSTABLE, PRECINCT NO. 1

REP-CHARLIE CLACK	125	67.56%
DEM-LARRY D WILSON	39	21.08%
Number Over Votes	0	.0%
Number Under Votes	21	11.35%
.....		
Total Votes	185	



020 PRECINCT 20

GENERAL ELECTION POLK COUNTY, TEXAS  
NOVEMBER 2, 2004

Total Number Voting 190

STRAIGHT PARTY

REP-REPUBLICAN PARTY	46	24.21%
DEM-DEMOCRATIC PARTY	24	12.63%
LIB-LIBERTARIAN PARTY	0	.0%
Number Over Votes	0	.0%
Number Under Votes	120	63.15%
.....		
Total Votes	190	

PRESIDENT-VICE PRESIDENT

REP-BUSH/CHENEY	128	67.36%
DEM-KERRY/EDWARDS	61	32.10%
LIB-BADNARIK/CAMPAGNA	0	.0%
Write In	0	.0%
Number Over Votes	0	.0%
Number Under Votes	1	.52%
.....		
Total Votes	190	

UNITED STATES REPRESENTATIVE, DST. 8

REP-KEVIN BRADY	113	59.47%
DEM-JAMES "JIM" WRIGHT	60	31.57%
LIB-PAUL HANSEN	3	1.57%
Number Over Votes	0	.0%
Number Under Votes	14	7.36%
.....		
Total Votes	190	

RAILROAD COMMISSIONER

REP-VICTOR G. CARRILLO	103	54.21%
DEM-BOB SCARBOROUGH	58	30.52%
LIB-ANTHONY GARCIA	6	3.15%
Number Over Votes	0	.0%
Number Under Votes	23	12.10%
.....		
Total Votes	190	

JUSTICE, SUPREME COURT, PLACE 3

REP-HARRIET O'NEILL	129	67.89%
Number Over Votes	0	.0%
Number Under Votes	61	32.10%
.....		
Total Votes	190	

JUSTICE, SUPREME COURT, PLACE 5

REP-PAUL GREEN	125	65.78%
Number Over Votes	0	.0%
Number Under Votes	65	34.21%
.....		
Total Votes	190	

JUSTICE, SUPREME COURT, PLACE 9

REP-SCOTT BRISTER	110	57.89%
DEM-DAVID VAN OS	56	29.47%
Number Over Votes	0	.0%
Number Under Votes	24	12.63%
.....		
Total Votes	190	

**JUSTICE, SUPREME COURT, PLACE 9**

REP-SCOTT BRISTER	110	57.89%
DEM-DAVID VAN OS	56	29.47%
Number Over Votes	0	.0%
Number Under Votes	24	12.63%
.....		
Total Votes	190	

**JUDGE, CRT OF CRIMINAL APPEALS, PLACE 2**

REP-LAWRENCE "LARRY" MEYERS	122	64.21%
LIB-QUANAH PARKER	16	8.42%
Number Over Votes	0	.0%
Number Under Votes	52	27.36%
.....		
Total Votes	190	

**JUDGE, CRT OF CRIMINAL APPEALS, PLACE 5**

REP-CHERYL JOHNSON	116	61.05%
LIB-TOM OXFORD	20	10.52%
Number Over Votes	0	.0%
Number Under Votes	54	28.42%
.....		
Total Votes	190	

**JUDGE, CRT OF CRIMINAL APPEALS, PLACE 6**

REP-MICHAEL E. KEASLER	108	56.84%
DEM-J.R. MOLINA	54	28.42%
Number Over Votes	0	.0%
Number Under Votes	28	14.73%
.....		
Total Votes	190	

**MEMBER, STATE BOARD OF EDUCATION, DST. 8**

REP-BARBARA CARGILL	121	63.68%
Number Over Votes	0	.0%
Number Under Votes	69	36.31%
.....		
Total Votes	190	

**STATE REPRESENTATIVE, DISTRICT 18**

REP-JOHN OTTO	106	55.78%
DEM-DAN ELLIS	68	35.78%
Number Over Votes	0	.0%
Number Under Votes	16	8.42%
.....		
Total Votes	190	

**JUSTICE, 9TH COURT OF APPEALS DST. PL. 2**

REP-CHARLES KREGER	126	66.31%
Number Over Votes	0	.0%
Number Under Votes	64	33.68%
.....		
Total Votes	190	

**DIST. JUDGE, 411TH JUDICIAL DISTRICT**

DEM-ROBERT H. TRAPP	90	47.36%
Number Over Votes	0	.0%
Number Under Votes	100	52.63%
.....		
Total Votes	190	

**TAX ASSESSOR-COLLECTOR**

DEM-MARION A "BID" SMITH	106	55.78%
LIB-TINA ANN CARTER	17	8.94%
Number Over Votes	0	.0%
Number Under Votes	67	35.26%
.....		
Total Votes	190	

SHERIFF

REP-KENNETH HAMMACK	115	60.52%
DEM-BILLY RAY NELSON	59	31.05%
Number Over Votes	0	.0%
Number Under Votes	16	8.42%
.....		
Total Votes	190	

COUNTY COMMISSIONER, PRECINCT NO.1

REP-BOB WILLIS	127	66.84%
Number Over Votes	0	.0%
Number Under Votes	63	33.15%
.....		
Total Votes	190	

CONSTABLE, PRECINCT NO.1

REP-CHARLIE CLACK	109	57.36%
DEM-LARRY D WILSON	53	27.89%
Number Over Votes	0	.0%
Number Under Votes	28	14.73%
.....		
Total Votes	190	

**VOL 50 PAGE 1814**

JUDGE, CRT OF CRIMINAL APPEALS, PLACE 2

REP-LAWRENCE "LARRY" MEYERS	1952	60.84%
LIB-QUANAH PARKER	211	6.57%
Number Over Votes	0	.0%
Number Under Votes	1045	32.57%
.....		
Total Votes	3208	

JUDGE, CRT OF CRIMINAL APPEALS, PLACE 5

REP-CHERYL JOHNSON	1981	61.75%
LIB-TOM OXFORD	182	5.67%
Number Over Votes	0	.0%
Number Under Votes	1045	32.57%
.....		
Total Votes	3208	

JUDGE, CRT OF CRIMINAL APPEALS, PLACE 6

REP-MICHAEL E. KEASLER	1825	56.88%
DEM-J.R. MOLINA	778	24.25%
Number Over Votes	0	.0%
Number Under Votes	605	18.85%
.....		
Total Votes	3208	

MEMBER, STATE BOARD OF EDUCATION, DST. 8

REP-BARBARA CARGILL	2022	63.02%
Number Over Votes	0	.0%
Number Under Votes	1186	36.97%
.....		
Total Votes	3208	

STATE REPRESENTATIVE, DISTRICT 18

REP-JOHN OTTO	1825	56.88%
DEM-DAN ELLIS	936	29.17%
Number Over Votes	0	.0%
Number Under Votes	447	13.93%
.....		
Total Votes	3208	

JUSTICE, 9TH COURT OF APPEALS DST.PL.2

REP-CHARLES KREGER	2020	62.96%
Number Over Votes	0	.0%
Number Under Votes	1188	37.03%
.....		
Total Votes	3208	

DIST. JUDGE, 411TH JUDICIAL DISTRICT

DEM-ROBERT H. TRAPP	1230	38.34%
Number Over Votes	0	.0%
Number Under Votes	1978	61.65%
.....		
Total Votes	3208	

TAX ASSESSOR-COLLECTOR

DEM-MARION A "BID" SMITH	1698	52.93%
LIB-TINA ANN CARTER	186	5.79%
Number Over Votes	0	.0%
Number Under Votes	1324	41.27%
.....		
Total Votes	3208	



SHERIFF

REP-KENNETH HAMMACK	1892	58.97%
DEM-BILLY RAY NELSON	773	24.09%
Number Over Votes	0	.0%
Number Under Votes	543	16.92%
.....		
Total Votes	3208	

COUNTY COMMISSIONER, PRECINCT NO.1

REP-BOB WILLIS	2035	63.43%
Number Over Votes	0	.0%
Number Under Votes	1173	36.56%
.....		
Total Votes	3208	

CONSTABLE, PRECINCT NO.1

REP-CHARLIE CLACK	1777	55.39%
DEM-LARRY D WILSON	816	25.43%
Number Over Votes	0	.0%
Number Under Votes	615	19.17%
.....		
Total Votes	3208	

